



Sintex-BAPL Limited

H.O.: Kalol, North Gujarat-382 721 India

Ph.: +91-2764 253500, Toll-free no.: 1800 121 2764

Email: support@sintex.co.in | www.sintexplastics.com



Sintex

PRODUCT CATALOGUE
2019



Sintex-BAPL Limited (PPC)

Ground Floor, Kalasagar Mall, Opp. Saibaba Temple,
Sattadhar, Ahmedabad-380061, Gujarat, India.
Ph.: +91-79 27403500, Toll-free no.: 1800 121 2764
Email: support@sintex.co.in | www.sintexplastics.com

BRANCH OFFICES

Ahmedabad

903/904, Shilp Building, Opp. Girish Cold Drinks,
Nr. Municipal Market, C. G. Road,
Ahmedabad - 380 009, Gujarat
Ph.: 079-2646 2328, 2646 8730, 2640 6157
Email: sintexahd@sintexindia.co.in /
sintexahd@sintex.co.in

Bengaluru

No. 739, Ground Floor, 10th Main, III Stage,
III Block, Basaveshwaranagar,
Bengaluru - 560 079
Ph.: 080-2323 5569, 2323 5571
Email: sintex.blr@sintexindia.co.in

Bhopal

181, 1st Floor, Zone-II,
Near Sargam Cinema,
M.P. Nagar, Bhopal - 462 011
Email: sintex.bhopal@sintexindia.co.in

Bhubaneshwar

Plot No. 1258, Chandan Villa,
1st Floor, Road No. 8, Unit - 9,
Bhubaneshwar - 751 022
Ph.: 7381028769
Email: sintex.bbsr@sintexindia.co.in

Chandigarh

SCO - 17, 2nd Floor, Swastik Vihar,
Mansa Devi Complex, Sector-5,
Panchkula (Near Chandigarh) - 134 109
Ph.: 0172-5057 690, 5057 691
Email: sintex.chd@sintexindia.co.in

Chennai

No. 166, A-18, Anna Salai,
Little Mount, Saidapet,
Chennai - 600 015
Ph.: 044-2220 0302/405/230
Email: sintex.chn@sintexindia.co.in

Coimbatore

44/A, Dr. Balasundaram Road,
Kovai Tower, Coimbatore - 641 018
Mobile No.: 9176737171
Email: sintex.cbe@sintexindia.co.in

Jaipur

B-4, Aastha Square, R-18,
Yudhishthir Marg, C-Scheme,
Jaipur - 302 004
Ph.: 0141-2220 893, 4003 108
Email: sintex.jpr@sintexindia.co.in

Kolkata

230-A, 21/22 Chittrakut Building,
2nd Floor, A.J.C. Bose Road,
Kolkata - 700 020
Ph.: 033-2287 0231, 2280 1481
Email: sintex.kol@sintexindia.co.in

Lucknow

1-B, 1st Floor, Royal Court,
4/45, Wazeer Hasan Road,
Lucknow - 226 001
Ph.: 0522-4007065
Email: sintex.lko@sintexindia.co.in

Mumbai

417-419, Midas Sahar Plaza,
J.B. Nagar, M.V. Road, Andheri East,
Mumbai - 400 059
Ph.: 022-2820 8962/63/64
Email: sintex.mum@sintexindia.co.in

New Delhi

204, 2nd Floor, L.S.C. Block-E,
D.D.A. Market, (Nr. Dushera Ground),
Vikas Puri, New Delhi - 110 018
Email: sintex.delhi@sintexindia.co.in

Pune

Pradnya Officers Complex,
9/6 Sane Guruji Road,
Nr. Neelayam Theatre,
Pune - 411 030
Ph.: 020-24332608
Email: sintex.pune@sintexindia.co.in

Rajkot

603/ Alap-B. Limda Chowk,
Opp. Shastri Maidan,
Rajkot - 360 002
Gujarat

Ranchi

Regent Plaza, 3rd Floor,
Opp. Shrilok Complex, H.B. Road,
Ranchi - 834 001
Ph.: 0651-2210 894, 220 1381,
Mob No.: 8051809481"
Email: sintex.rci@sintexindia.co.in

Secunderabad

Flat No. 301, 3rd Floor, Swapnaloak Complex,
S.D. Road, Secunderabad - 500 003
Telangana State
Ph.: 040-27812360/27812631
Email: sintex.hyd@sintexindia.co.in

Surat

205, Shree Shyam Chamber,
Opp. Sub Jail, Ring Road,
Surat - 395 002
Gujarat

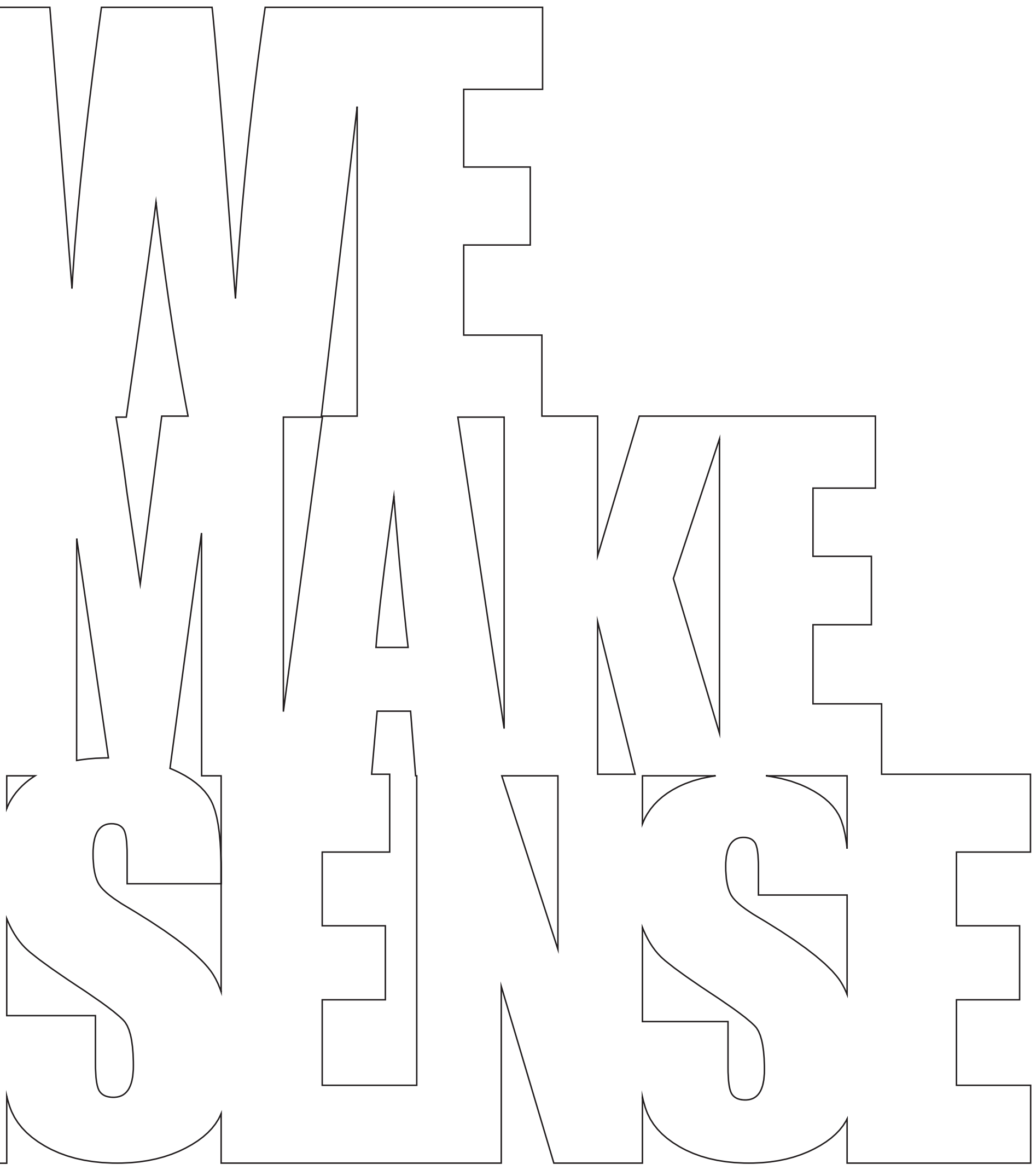
Trivandrum

Old T.C. No. 20/1148 (1),
(New No. 47/1133),
Karamana Junction,
Trivandrum - 695 002
Ph.: 0471-2346542
Email: sintex.tvm@sintexindia.co.in

Note:

- 1 Due to continuous product development and customer feedback, design specifications may be modified or upgraded without prior notice.
- 2 Information given here is in good faith but without any warranty.
- 3 Dimensions given are for broad guidelines and are subject to change without prior notice.

SMART • SENSIBLE • STYLISH



INTRODUCTION

Three little words define us.

Little indeed, but they carry a lot of weight.

For they express our vision, mission, and everything we do, every day.

They remind us of our responsibility to be relevant in your life.

To create products that are simple, durable, efficient, elegant.

To think of your health, safety and peace of mind.

To blend aesthetics and utility perfectly.

To help make the future a better place.

Indeed, it's not only quality solutions that we deliver.

In more ways than one,

W E M A K E S E N S E




INDEX

04  Water Storage Solutions

30  Interior Solutions

52  Electrical Solutions

74  Environmental
Solutions

102  Industrial Solutions

158  Roofing &
Cladding Solutions

166  Prefab
Solutions



Sintered



UV
Resistance



Virgin Plastic



Stylish Design



FDA Grade

Water Storage Solutions

Water Tanks

As the pioneers in water storage solutions, we at Sintex believe in thinking innovatively, to make life simple for you. This is what you experience with our comprehensive range of products, designed with your needs in mind. Crafted from virgin, food grade material, our tanks maintain the highest standards of hygiene, and are built strong to last a long, long time.

- SINTEX PURE
- SINTEX ACE
- SINTEX CLASSIC DOUBLE WALL (DW)
- SINTEX TITUS
- SINTEX RENO & RENO G
- SINTEX NEO
- SINTEX LOFT
- SINTEX UNDERGROUND WATER TANKS - SUMPS
- SINTEX UNDERGROUND WATER TANKS
- SINTEX PANEL WATER TANK

SINTEX PURE

ANTIBACTERIAL INNOVATION WITH SILVER NANO TECHNOLOGY

Rest assured of Hygiene and Safety – this technology prevents growth of bacteria in the tank.

UNMATCHED FEATURES, UNIQUE BENEFITS

- **Virgin Plastic:** For better strength, durability & flexibility.
- **Food Grade Plastic with FDA Approval:** Ensures safety & hygiene of stored water.
- **Phthalate-Free Granules & Additives:** No cancer-causing materials are present.
- **100% UV Stabilised Tank and Multi-layered Lid:** Sun rays cannot reach the water; hence, no algae formation.
- **Multiple Layers:** Outer (White/Colour) for aesthetic looks, Middle (Black) for UV protection, and Inner (Blue/Grey) to see water level.
- **Roto Moulding Manufacturing Process:** Provides flexibility to take care of cyclical expansion and contraction due to temperature changes and filling/refilling of tank.
- **Aesthetic Looks**
- **Multi-ribbed Design:** Ensures long-lasting strength & durability.
- **Colour Options:** Available in White, Blue, Green and Yellow.



VIRGIN
PLASTIC



FOOD GRADE
PLASTIC



100% UV
STABILISED



ANTI-
BACTERIAL

RANGE & SPECIFICATIONS

Code No.	Capacity (litres)	Dia. (inches)	Height (inches)	Manhole Dia. (inches)
CCWS 0050-02-Pure	500	35.8	37.7	15.7
CCWS 0075-01-Pure	750	40.5	43.3	15.7
CCWS 0100-01-Pure	1000	43.3	48.2	15.7
CCWS 0150-01-Pure	1500	53.1	49.8	15.7
CCWS 0200-01-Pure	2000	53.1	62.9	15.7
CCWS 0300-01-Pure	3000	59.0	79.5	15.7
CCWS 0500-01-Pure	5000	78.7	76.3	20.1
CCWS 1000-03-Pure	10000	83.60	124.4	20.1



SINTEX ACE

FIRST TIME IN INDIA: INTERNATIONAL DESIGN WITH SIDE MANHOLE

Easy to clean, check the inside without having to climb on the tank.

UNMATCHED FEATURES, UNIQUE BENEFITS

- **Virgin Plastic:** For better strength, durability & flexibility
- **Food Grade Plastic with FDA Approval:** Ensures safety & hygiene of stored water
- **Phthalate-Free Granules & Additives:** No cancer-causing materials are present
- **100% UV Stabilised Tank and Lid:** Sun rays cannot reach the water; hence, no algae formation
- **Threaded Lid:** Heavy winds, birds and animals cannot open the lid, thus maintaining safety & hygiene
- **Two Layers:** Outer (Black) for UV protection and Inner (Blue) to see water level easily
- **Roto Moulding Manufacturing Process:** Provides flexibility to take care of cyclical expansion and contraction due to temperature changes and filling/refilling of tank
- **Modern, World-class Looks**
- **Multi-ribbed Design:** Ensures long-lasting strength & durability



VIRGIN
PLASTIC



FOOD GRADE
PLASTIC



100% UV
STABILISED



SIDE
MANHOLE

RANGE & SPECIFICATIONS

Code No.	Capacity (litres)	Dia. (inches)	Height (inches)	Manhole Dia. (inches)
CCWS-0050-01-ACE	500	36.22	39.17	15.74
CCWS-0075-01-ACE	750	40.55	44.49	15.74
CCWS-0100-01-ACE	1000	43.3	51.57	15.74
CCWS-0200-01-ACE	2000	53.15	66.33	15.74
CCWS-0500-01-ACE	5000	78.74	77.95	15.74



SINTEX CLASSIC DOUBLE WALL (DW)

A RANGE OF SIZES FOR EVERY NEED

Tanks available up to 25,000 ltr capacity.

UNMATCHED FEATURES, UNIQUE BENEFITS

- **Virgin Plastic:** For better strength, durability & flexibility
- **Food Grade Plastic with FDA Approval:** Ensures safety & hygiene of stored water
- **Phthalate-Free Granules & Additives:** No cancer-causing materials are present
- **100% UV Stabilised Tank and Lid:** Sun rays cannot reach the water; hence, no algae formation
- **Two Layers:** Outer (Black) for UV protection and Inner (Blue) to see water level easily
- **Roto Moulding Manufacturing Process:** Provides flexibility to take care of cyclical expansion and contraction due to temperature changes and filling/refilling of tank
- **Aesthetic Looks**
- **Multi-ribbed Design:** Ensures long-lasting strength & durability



VIRGIN
PLASTIC



FOOD GRADE
PLASTIC



100% UV
STABILISED

RANGE & SPECIFICATIONS

Code No.	Capacity (litres)	Dia. (inches)	Height (inches)	Manhole Dia. (inches)
CCWS-50.01	500	40.5	29.1	15.7
CCWS-50.02	500	35.8	37.7	15.7
CCWS-70.01	700	40.5	42.5	15.7
CCWS-75.01	750	40.5	43.3	15.7
CCWS-100.01	1000	43.3	48.2	15.7
CCWS-150.01	1500	53.1	49.8	15.7
CCWS-200.01	2000	53.1	62.9	15.7
CCWS-200.02	2000	55.5	61.8	17.7
CCWS-250.01	2500	59.0	67.7	17.7
CCWS-300.01	3000	59.0	79.5	15.7
CCWS-500.01	5000	78.7	76.3	20.0
CCWS-500.02	5000	78.7	78.7	37.0
CCWS-750.01	7500	78.7	113.3	20.0
CCWS-1000.02	10000	100.3	97.6	20.0
CCWS-1000.03	10000	83.6	124.4	20.0
CCWS-1500.01	15000	100.3	139.8	20.0
CCWS-1500.02	15000	118.1	110.2	20.0
CCWS-2000.01	20000	100.3	181.1	20.0
CCWS-2000.02	20000	118.1	130.7	20.0
CCWS-2500.01	25000	118.1	159.4	20.0



SINTEX TITUS

FOR STYLE AND STRENGTH

Threaded Lid for safety, an additional Black Lid for UV protection.

UNMATCHED FEATURES, UNIQUE BENEFITS

- **Virgin Plastic:** For better strength, durability & flexibility
- **Food Grade Plastic with FDA Approval:** Ensures safety & hygiene of stored water
- **Phthalate-Free Granules & Additives:** No cancer-causing materials are present
- **100% UV Stabilised Tank and Lid:** Sun rays cannot reach the water; hence, no algae formation
- **Threaded Lid:** Heavy winds, birds and animals cannot open the lid, thus maintaining safety & hygiene
- **Multiple Layers:** Outer (White/Colour) for aesthetic looks, Middle (Black) for UV protection, and Inner (Blue) to see water level easily
- **Stylish Looks**
- **Multi-ribbed Design:** Ensures long-lasting strength & durability
- **Colour Options:** Available in White, Blue, Green and Yellow



VIRGIN
PLASTIC



NEW UV
THREADED LID TO
KEEP DUST
PARTICLES OUT



TWO
LIDS



FOOD GRADE
PLASTIC

RANGE & SPECIFICATIONS

Code No.	Capacity (litres)	Dia. (inches)	Height (inches)	Manhole Dia. (inches)
CCTS-0050-01	500	36.2	34.4	16.5
CCTS-0075-01	750	36.2	49.2	16.5
CCTS-0100-01	1000	43.3	48.0	16.5
CCTS-0150-01	1500	53.1	48.2	16.5
CCTS-0200-01	2000	53.1	63.0	16.5



SINTEX RENO AND RENO G

STRONG AND SAFE

Computerised design for enhanced strength.

UNMATCHED FEATURES, UNIQUE BENEFITS

- **Virgin Plastic:** For better strength, durability & flexibility
- **Food Grade Plastic with FDA Approval:** Ensures safety & hygiene of stored water
- **Phthalate-Free Granules & Additives:** No cancer-causing materials are present
- **100% UV Stabilised Tank and Lid:** Sun rays cannot reach the water; hence, no algae formation
- **Two Layers:** Outer (Black) for UV protection and Inner (Blue) to see water level easily
- **Roto Moulding Manufacturing Process:** Provides flexibility to take care of cyclical expansion and contraction due to temperature changes and filling/refilling of tank
- **Multi-ribbed Design:** Ensures long-lasting strength & durability



VIRGIN
PLASTIC



FOOD GRADE
PLASTIC



100% UV
STABILISED



MULTI-
RIBBED

RANGE & SPECIFICATIONS

Code No.	Capacity (litres)	Dia. (inches)	Height (inches)	Manhole Dia. (inches)
WSCC 50-01	500	35.4	34.8	15.7
WSCC 70-01	700	35.4	46.4	15.7
WSCC 100-01	1000	43.7	46.4	15.7
WSCC 150-01	1500	53.15	46.2	15.7
WSCC 200-01	2000	53.3	59.4	15.7
WSCC 250-01	2500	53.5	74.0	15.7
WSCC 300-01	3000	59.0	72.8	15.7
WSCC 500-01	5000	71.26	86.22	20.0
WSCC 1000-01	10000	83.6	123.0	20.0



SINTEX NEO

GREAT PRICE, MULTIPLE ADVANTAGES

A white tank, with excellent hygiene features.

UNMATCHED FEATURES, UNIQUE BENEFITS

- **Virgin Plastic:** For better strength, durability & flexibility
- **Food Grade Plastic with FDA Approval:** Ensures safety & hygiene of stored water
- **Phthalate-Free Granules & Additives:** No cancer-causing materials are present
- **100% UV Stabilised Tank and Lid:** Sun rays cannot reach the water; hence, no algae formation
- **Threaded Lid:** Heavy winds, birds and animals cannot open the lid, thus maintaining safety & hygiene
- **Two Layers:** Outer (White) for aesthetic looks and Inner (Grey) to see water level easily and provide UV protection
- **Aesthetic Looks**
- **Multi-ribbed Design:** Ensures long-lasting strength & durability



RANGE & SPECIFICATIONS

Code No.	Capacity (litres)	Dia. (inches)	Height (inches)	Manhole Dia.(inches)
CCWS 0020-01-NEO	200	27.9	23.0	11.0
CCWS 0030-01-NEO	300	27.9	34.4	11.0
CCWS 0050-01-NEO	500	36.2	33.4	15.5
CCWS 0075-01-NEO	750	36.2	49.2	15.5
CCWS 0100-01-NEO	1000	44.2	45.2	15.5



SINTEX LOFT

THE GREAT SPACE SAVER

Compact design to fit in any available space.

UNMATCHED FEATURES, UNIQUE BENEFITS

- **Virgin Plastic:** For better strength, durability & flexibility
- **Food Grade Plastic with FDA Approval:** Ensures safety & hygiene of stored water
- **Multi-purpose Usage:** Bathroom, Kitchen, etc.
- **Colour Options:** Available in Black and White



VIRGIN
PLASTIC



FOOD GRADE
PLASTIC



COMPACT
LOOK

Note:

- Do not expose the loft tank to direct sunlight
- Black loft tank can be used in open space
- White loft tank is meant only for indoors

RANGE & SPECIFICATIONS

Code No.	Capacity (litres)	Length (inches)	Width (inches)	Height (inches)	Manhole Dia. (inches)
IWS 10.01	100	23.4	23.4	15.1	12.2
IWS 15.01	150	28.5	28.5	14.7	12.2
IWS 20.01	200	37.7	28.5	13.7	11.8
IWS 22.01	225	40.7	28.3	15.1	12.0
IWS 27.01	270	43.5	28.7	17.1	12.0
IWS 27.02	275	48.8	35.0	12.4	12.0
IWS 30.01	300	48.0	32.8	13.5	12.0
IWS 37.01	375	49.6	37.7	13.9	11.8
IWS 40.02*	400	61.2	39.3	13.5	11.8
IWS 42.01	425	49.4	37.7	15.7	11.8
IWS 47.02*	475	62.4	45.2	12.9	11.8
IWS 50.01	500	55.5	39.5	17.3	12.0
IWS 50.02**	500	59.6	31.3	16.5	12.0
IWS 62.01*	625	56.9	38.6	20.5	11.8
IWS 50.06**	500	51.57	36.02	19.29	11.81
IWS 82.01*	825	78.5	39.3	20.1	11.2
IWS 100.01*	1000	78.3	39.1	24.4	11.2



SINTEX UNDERGROUND WATER TANKS (SUMPS)

EASY TO TRANSPORT AND INSTALL

Strong, yet lightweight; can be relocated.

UNMATCHED FEATURES, UNIQUE BENEFITS

- **Virgin Plastic:** For better strength, durability & flexibility
- **One-piece Moulded:** No joints, seams or welds
- **Computerised Design**
- **Non-porous and does not allow water to get contaminated**
- **Rustproof and Leak-proof**
- **Hygienic and suitable for potable water**
- **Economical**
- **Impermeable to roots of trees**
- **Can be installed directly without a side wall**
- **Space Saver**
- **Can endure earth's pressure**
- **Maintenance-free**



VIRGIN
PLASTIC



FOOD GRADE
PLASTIC

RANGE & SPECIFICATIONS

Code No.	Capacity (litres)	Dia. (inches)	Height (inches)	Manhole Extension (inches)	Total Height (inches)	Manhole Dia. (inches)	Manhole Nos.
UGWT 100-01	1000	47.2	46.6	7.8	54.5	15.7	1
UGWT 200-01	2000	55.1	64.9	7.8	72.8	15.7	1
UGWT 300-01	3000	64.9	68.8	7.8	70.8	15.7	1
UGWT 400-01	4000	70.9	76.7	7.8	84.6	15.7	1
UGWT 500-01	5000	78.7	80.7	7.8	88.5	15.7	1
UGWT 600-01	6000	84.6	82.6	7.9	90.5	15.7	1

Also available in double-layer.



SINTEX UNDERGROUND WATER TANKS (FRP)

DURABILITY AND COST-EFFECTIVENESS IN ONE

Underground tanks made from Fiber Reinforced Plastic that can endure earth's pressure and make the tanks strong and more durable.

UNMATCHED FEATURES, UNIQUE BENEFITS

- **Virgin Plastic:** For better strength, durability & flexibility
- **Food Grade Plastic with FDA Approval:** Ensures safety & hygiene of stored water
- **Rustproof and Leak-proof**
- **Lightweight; easy to transport and install**
- **Non-porous** and does not allow water to get contaminated
- **Impermeable to roots of trees**

Note:

- Company will be providing two manholes for the products ranging from Code No. CWUG 3000-02 to CWUG 5000-02.
- One inlet, outlet and air vent of 50 mm each will be provided with $\pm 2\%$ process variation.



VIRGIN
PLASTIC



FOOD GRADE
PLASTIC

RANGE & SPECIFICATIONS

Code No.	Capacity (litres)	Dia. (mm)	Length (mm)	Manhole Dia. (mm)
CWUG 1000-01	10000	1830	4310	550
CWUG 1500-02	15000	2340	4310	550
CWUG 2000-02	20000	2340	5520	550
CWUG 2500-02	25000	2340	6740	550
CWUG 3000-02	30000	2340	7950	550
CWUG 3500-02	35000	2340	9160	550
CWUG 4000-02	40000	2340	10380	550
CWUG 4500-02	45000	2340	11590	550
CWUG 5000-02	50000	2340	12800	550



SMC PANEL WATER TANK

SMC PANEL WATER TANK

Designed for your convenience and safety.

UNMATCHED FEATURES, UNIQUE BENEFITS

- **Up to 10 lakh litres** water storage tank
- **Food Grade Plastic with FDA Approval:** Ensures safety & hygiene of stored water
- **Easy to install** by plumbers and general technicians using conventional tools, can be installed within 4 days
- **Easy to assemble at the site**, and increase or decrease the size as required
- **Easy to dismantle** and shift in case of change in site
- **Weatherproof, waterproof, moisture-proof and rotproof**



FOOD GRADE
PLASTIC



WEATHERPROOF



ROTPROOF




EASY TO
INSTALL

RANGE & SPECIFICATIONS				
Code No.	Nominal Capacity (Kl)	Length (m)	Width (m)	Height (m)
GS-PT-008-S2	8	2	2	2
GS-PT-010-S2.5	10	2	2	2.5
GS-PT-018-S2	18	3	3	2
GS-PT-022-S2.5	22.5	3	3	2.5
GS-PT-027-S3	27	3	3	3
GS-PT-032-S2	32	4	4	2
GS-PT-040-S2.5	40	4	4	2.5
GS-PT-048-S3	48	4	4	3
GS-PT-050-S2	50	5	5	2
GS-PT-062-S2.5	62.5	5	5	2.5
GS-PT-072-S2.5	72	6	6	2
GS-PT-075-S3	75	5	5	3
GS-PT-090-S2.5	90	6	6	2.5
GS-PT-098-S2	98	7	7	2
GS-PT-108-S3	108	6	6	3
GS-PT-122-S2.5	122.5	7	7	2.5
GS-PT-128-S2	128	8	8	2
GS-PT-147-S3	147	7	7	3
GS-PT-160-S2.5	160	8	8	2.5
GS-PT-162-S2	162	9	9	2
GS-PT-192-S3	192	8	8	3
GS-PT-200-S2	200	10	10	2
GS-PT-202-S2.5	202.5	9	9	2.5
GS-PT-242-S2	242	11	11	2

RANGE & SPECIFICATIONS				
Code No.	Nominal Capacity (Kl)	Length (m)	Width (m)	Height (m)
GS-PT-243-S3	243	9	9	3
GS-PT-250-S2.5	250	10	10	2.5
GS-PT-288-S2	288	12	12	2
GS-PT-300-S2	300	10	10	3
GS-PT-302-S2.5	302.5	11	11	2.5
GS-PT-338-S2	338	13	13	2
GS-PT-360-S2.5	360	12	12	2.5
GS-PT-363-S3	363	11	11	3
GS-PT-422-S2.5	422	13	13	2.5
GS-PT-432-S3	432	12	12	3
GS-PT-450-S2	450	15	15	2
GS-PT-490-S2.5	490	14	14	2.5
GS-PT-507-S3	507	13	13	3
GS-PT-512-S2	512	16	16	2
GS-PT-562-S2.5	562.5	15	15	2.5
GS-PT-588-S3	588	14	14	3
GS-PT-640-S2.5	640	16	16	2.5
GS-PT-675-S3	675	15	15	3
GS-PT-768-S3	768	16	16	3
GS-PT-867-S3	867	17	17	3
GS-PT-972-S3	972	18	18	3
GS-PT-1083-S3	1083	19	19	3
GS-PT-1200-S3	1200	20	20	3

Series GS-PT SMC Panel Tanks



WATER TANKS – MYTHS AND FACTS

MYTH: Local tanks offer exact water storage capacity as promised.

FACT: Local competitor tanks provide 10% to 15% less water storage than what they claim.

Whereas, Sintex tanks offer exact water storage capacity, as promised.



MYTH: Only virgin (non-recycled) plastic is used in making all water tanks.

FACT: Many of our competitors' tanks are manufactured using recycled plastic, which may contain toxic chemicals, lead, phthalates (a carcinogenic substance), etc.

Sintex tanks are made with virgin plastic and hence, are 100% safe.



MYTH: Competitor tanks are heavier, so that means they are sturdier too.

FACT: To provide strength and bonding, many local brands add chemical substances like Calcium Carbonate, Fillers, etc. in tanks, making the water stored in them hazardous.

Unlike them, Sintex tanks are thoughtfully developed. They are lighter, yet sturdier and safer.



MYTH: The harder the tank, the more durable it is.

FACT: Overhead tanks have to expand and contract, depending on the quantity of water stored and the surrounding temperature. If a tank is hard and rigid, it is prone to crack formation and breaking.

Sintex uses LLDPE material in the manufacturing process, making the tanks more flexible and long-lasting.



MYTH: Our competitors make tanks using only food grade plastic.

FACT: Many of our competitors manufacture tanks using recycled plastic, which may contain additives, fillers, toxic chemicals and carcinogenic substances like phthalates.

Sintex tanks are made with food grade plastic and hence ensure hygienic water storage.



MYTH: Our competitors sell tanks that have 4, 5, 6 or even 7 layers. This means they are much stronger.

FACT: Remember, more layers in a tank don't make it stronger! Adding any more layers beyond the 3 that Sintex tanks have does not bring any value or benefit to the consumers. Instead, it makes the tank unnecessarily rigid and heavy.



MYTH: All non-black tanks of the competition are UV stabilised like Sintex tanks.

FACT: Hardly any of our competitors' non-black tanks provide complete UV protection. This leads to algae formation, making the water stored in such tanks unhealthy.

On the other hand, every Sintex tank – black or non-black – is UV protected.



MYTH: The lid of a tank does not need UV protection.

FACT: Being the topmost part of a tank, the lid needs UV protection more than any other surface of a tank. Non-black tanks of competition brands have no UV protection on their lids.

Sintex is the only brand in the country that offers complete UV protection on the lids of non-black tanks.

MYTH: Every black tank is a Sintex tank.

FACT: Remember the old saying 'all that glitters is not gold'? With Sintex, it is no different. Customers go to a shop to buy Sintex but end up buying some other black tank from any of our competitors.

All Sintex tanks have our logo. Our customers should look for it.



MYTH: Local tanks offer a 7, 8, 9 and 10-year warranty, and that makes them better.

FACT: Most of our competitors could be fly-by-night operators who may shut shop anytime. Thus, the warranty given by them anyway stands invalid.

Sintex offers a genuine one-year warranty against manufacturing defects.



30

uPVC INTERIORS

GOOD-LOOKING,
LONG-LASTING, SAFE

Enhance the beauty of your home with the amazing designs of Sintex Interiors products. They are easy to maintain, long-lasting, cost-effective and uncompromising on quality. Our products are ideal for a smart home like yours. From kitchen cabinets to wall panels, storage units to ceilings and doors, you're sure to find something unique for your home here.

All Sintex Interiors Products are constructed from uPVC – unPlasticised Polyvinyl Chloride. Strong, durable yet lightweight, it can be fabricated to look natural, and is available in a variety of colours.

- DOORS
- KITCHENS
- FURNITURE
- WALLS & CEILINGS



32

DOORS

TRENDY DESIGNS, IDEAL FOR MODERN HOMES

Sintex uPVC doors come in a choice of attractive designs and are built to last a long time. They are not affected by moisture or humidity and do not swell, a definite advantage in the monsoon. Install them and see how they add a unique touch to your living spaces.



STUNNING DIGITAL PRINTS, ATTRACTIVE MOULDED FRAMES

Sintex Sierra Doors make their own premium style statement – they are digitally printed with silky matt lamination for a smooth, rich feel. Available in a wide range of wooden type designs, they are waterproof, fire-retardant and have anti-fungal properties. Constructed from uPVC and 100% virgin material, they are eco-friendly and built to last.

SIERRA DOORS



34



Sierra

SIZES (Only shutter)	
Length (feet)	Width (feet)
6.5	2.25
6.75	2.25
6.5	2.50
6.75	2.50

Also in other designs:

- Edge Wood
- Soak Wood
- Plank Wood
- Box Wood
- Parquet Wood
- Rustic Oak
- Sharp Wood
- Exotic Wood
- Burnt Wood



Only on manufacturing defects

CHOICE OF DESIGNS, DURABLE, BORER & TERMITE-PROOF

This cost-effective range is ideal for your kitchen, bathroom, toilet and interior doors. Virgin material and uPVC have gone into these doors' construction to make them strong, cost-effective, recyclable and low maintenance. Moisture resistant, fire-retardant and anti-fungal, they make good sense for your smart home.

INDIANA DOORS





indiana

DOORS

RANGE & SPECIFICATIONS

Sizes (feet)	Thickness (mm)	Series	Colour Code
6.50 x 2.25	24	24	D-25, D-26, D-28, D-36
6.75 x 2.25	24	24	D-25, D-26, D-28, D-36
6.50 x 2.25	30	30	D-25, D-26, D-28, D-36, D-42, D-44, D-45
6.75 x 2.25	30	30	D-25, D-26, D-28, D-36, D-42, D-44, D-45
6.50 x 2.50	30	30	D-25, D-26, D-28, D-36, D-42, D-44, D-45
6.75 x 2.50	30	30	D-25, D-26, D-28, D-36, D-42, D-44, D-45

DOOR FRAME

RANGE & SPECIFICATIONS

Code No.	Type	Dimensions (mm)	Length (feet)	Colour Code
IND-DF	Indiana Door Frame	48 x 40	16	D-25, D-26, D-28, D-36, D-39, D-40, D-41, D-42, D-43



Only on manufacturing defects

DOOR SETS

Features:

- Profile of Doors available in combination with Matching Frames
- Available in 24, 27 & 30mm Thickness
- Termite & Borer-proof
- Waterproof and weatherproof
- Maintenance-free

RANGE & SPECIFICATIONS					
Sizes (feet)	Thickness (mm)	Panel (mm)	Shutter Frame (mm)	Door Frame	Shades
7.00 X 2.25	24	610 x 20	44 x 23.5	48 x 40	D-08, D-84, D-90
7.00 X 2.25	27	610 x 20	110 x 27	48 x 40	D-15, D-16, D-82, D-83, D-84, D-87, D-88
7.00 X 2.50	27	533 x 20	110 x 27	48 x 40	D-15, D-16, D-82, D-83, D-84, D-87, D-88
7.00 X 2.25	30	610 x 20	100 x 30	48 x 40	D-08, D-27, D-84, D-90, D-91, D-92
7.00 X 2.50	30	533 x 20	100 x 30	48 x 40	D-08, D-27, D-84, D-90, D-91, D-92

30mm Door Set



D-90


27mm Door Set




D-15




D-16



D-82



D-83



D-84


30mm Door Set



D-08



D-27



D-68



D-91



D-92

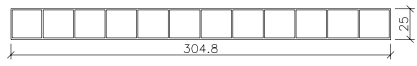
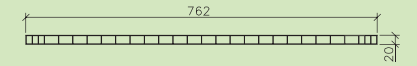
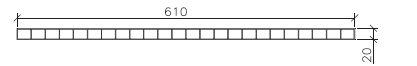
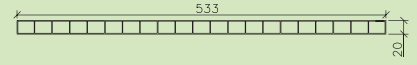
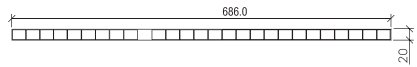
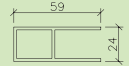
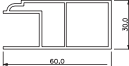
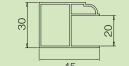
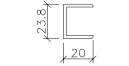
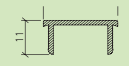
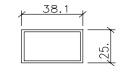

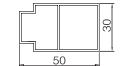
BRIGHTEN YOUR KITCHEN IN THE MOST TASTEFUL WAY

Our cabinets are sure to ease up your time in the kitchen. They come in stylish designs with soft edges, are waterproof, fire-retardant and durable, and are very easy to install. Safe and hygienic, our products are cost-effective and eco-friendly too.

KITCHENS



40

RANGE & SPECIFICATIONS			
Section Drawing	Section Code	Cross Sectional Dimensions (mm)	Std. Length (feet)
PANELS			
	SPUF-123	304.8 x 25	6.5 / 12
	SPUF-127	762 x 20	6.5
	SPUF-128	610 x 20	6.5
	SPUF-129	533 x 20	6.5
	SPUF-132	686.0 x 20	6.5 / 12
SHUTTER FRAME			
	DWUF-302	59 x 24	9.25/12
	DWUF-333	60 x 30	9.25 / 12
	DWUF-501	45 x 30	9.25
EDGE TREATMENT			
	DWUF-322	20 x 23.8	12
	DWUF-327	20 x 11	12
DOOR FRAME			
	DWUF-373	38.1 x 25.4	12
	RUPS-414	48 x 40	12/14 / 16
	DWUF-511	50 x 30	12

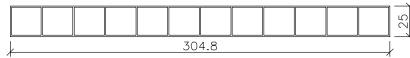
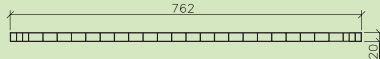
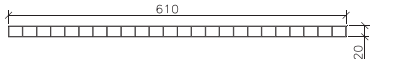
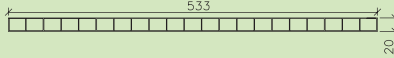
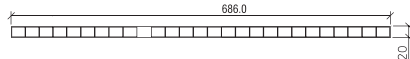
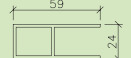


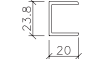
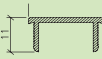



STUNNING STORAGE SOLUTIONS

Constructed from uPVC, our wardrobes are strong, recyclable and low maintenance. No urea formaldehyde is used; they are built from virgin material and are easy to install. Rest assured, they are termite and borer-proof, safe for children and cost-effective. To maintain aesthetics, they come with a similar finish on both sides.

BEDROOM WARDROBE



42

RANGE & SPECIFICATIONS			
Section Drawing	Section Code	Cross Sectional Dimensions (mm)	Std. Length (feet)
PANELS			
	SPUF-123	304.8 x 25	6.5 / 12
	SPUF-127	762 x 20	6.5
	SPUF-128	610 x 20	6.5
	SPUF-129	533 x 20	6.5
	SPUF-132	686.0 x 20	6.5 / 12
SHUTTER FRAME			
	DWUF-302	59 x 24	9.25/12
	DWUF-333	60 x 30	9.25 / 12
	DWUF-501	45 x 30	9.25
EDGE TREATMENT			
	DWUF-322	20 x 23.8	12
	DWUF-327	20 x 11	12
DOOR FRAME			
	DWUF-373	38.1 x 25.4	12
	RUPS-414	48 x 40	12 / 14 / 16
	DWUF-511	50 x 30	12

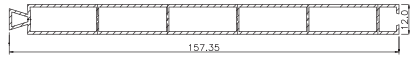
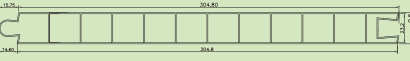
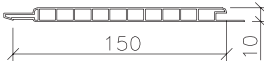

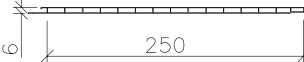
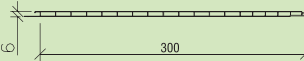
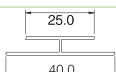



ATTRACTIVE DESIGNS, AMAZING FEATURES

Our walls and false ceilings are just what you're looking for – they're easy to clean, cost-effective and sound-deadening. Made with uPVC for strength and low maintenance, they are termite and borer-proof, lightweight and fire-retardant. No urea formaldehyde is used in their manufacture; they are made from virgin raw materials.

BEDROOM WALLS AND CEILINGS



44

RANGE & SPECIFICATIONS			
Section Drawing	Section Code	Cross Sectional Dimensions (mm)	Std. Length (feet)
WALLS & CEILINGS			
	SPUF-105A	150 x 12	10
	SPUF-113	304.8 x 25	10
	SPUF-141	150 x 10	12
	SPUF-142	150 x 10	12
	SPUF-144	260 x 6	12
	SPUF-146	300 x 6	12
CORNER TRIMMING			
	SPUF-181	40 x 25	12
	SPUF-182	30 x 23	12
	SPUF-183	25 x 7	12
	SPUF-184	24 x 24	12

PLASTOBOARD IDEAL FOR ELEGANT INTERIORS

Great for making a grand impression and high on utility, Sintex Plastoboards are perfect for your aesthetically-designed interiors. They are free from chemicals, cost-effective, easy to install; waterproof and fire retardant too. Shaped by 40 years of Sintex expertise in PVC formulations, our Plastoboards definitely stand apart from conventional materials.

INTERIOR PARTITION GRILLS



46



Features:



100% Termite-proof



100% Formaldehyde and
Toxin-free



Calibrated Products



100% Recyclable



Easy Workability



100% Waterproof



Fire Retardant



Bacteria & Fungus-proof


Thickness	Size
5mm	8x4
6mm	8x4
8mm	8x4
12mm	8x4
15mm	8x4
18mm	8x4
25mm	7x3
30mm	7x3

KITCHEN CABINETS



48

OFFICE FURNITURE



HEALTHCARE FURNITURE



50

RESIDENTIAL FURNITURE



51



52

Electrical Solutions

Electrical and SMC Products

Sintex takes care of your electrical needs with a range of efficient products that are high on safety. We offer an array of electrical security equipment, which comprises of junction boxes, meter boxes, SMC distribution boxes and boards, FRP devices, LCS, power receptacles and starter panels. These cost-effective and weather resistant tools ensure maximum security.

- ELECTRICAL & SMC PRODUCTS
- SMC METER BOXES
- SMC DISTRIBUTION BOXES
- SMC DISTRIBUTION PILLAR BOXES
- SMC SERVICE CONNECTION DISTRIBUTION BOXES FOR AB CABLE
- FRP AERIAL FUSE BOARDS
- SMC MOULDED SERVICE CONNECTION BOARDS
- FRP 'V' TYPE ARMS (REC DESIGN)
- FRP STRAIGHT CROSS ARMS (REC DESIGN)
- FRP FENCING
- SMC DANGER NOTICE PLATE
- STARTER PANELS FOR AGRICULTURE APPLICATION: PUMPS AND MOTORS
- LCS
- POWER RECEPTACLES
- SMC MCB DISTRIBUTION BOARDS (DBS)
- SMC CHEQUERED PLATES
- SMC TRENCH COVERS & GRATINGS
- SMC SHEETS
- FRP PULTRUDED SECTIONS
- FRP LADDERS
- FRP CABLE TRAYS
- FRP BATTERY STANDS

ELECTRICAL AND SMC PRODUCTS

SMC JUNCTION BOXES



Features:

- Shockproof and rustproof
- Rotproof and termite resistant
- Cable entry from bottom and/or sides
- 100% weatherproof
- Pole mounting arrangement
- Tamper proof
- Pilferage proof
- Restricts unauthorised tapping
- Maintenance-free
- Fire retardant – Class FV- 0 as per IS:11731 Part-II or V-0 as per UL-94
- High heat distortion temperature (200°C as per IS:10192)

RANGE & SPECIFICATIONS		
Code No.	Inside Dimensions (mm) H x W x D	Applications
SIDE HINGED – DOOR FIXED TO BASE WITH HINGES		
GSJB-1414	140 x 140 x 95	Junction box/cutout box/fuse box for single phase/2 core low wattage FTL/CFL based lighting system for pedestrian/pathway illumination
GSJB-2014	195 x 135 x 90	
GSJB-2520	250 x 200 x 105	Pole mounted junction box/cutout box/fuse box for road/street lighting for 3 phase/4 core high wattage HPSV/HPMV/MH based lighting system for industrial applications
GSJB-2817	240 x 130 x 95	
GSJB-2820	285 x 200 x 150	
GSJB-3020	295 x 195 x 100	
TOP HINGED – DOOR FIXED TO BASE WITH HINGES ON TOP		
GSJB-1616-T	155 x 155 x 100	Junction box/cutout box/fuse box for single phase/2 core low wattage FTL/CFL based lighting system for pedestrian/pathway illumination
GSJB-2520-T	250 x 200 x 125	Pole mounted junction box/cutout box/fuse box for road/street lighting for 3 phase/4 core high wattage HPSV/HPMV/MH based lighting system for industrial applications
GSJB-3016-T	273 x 136 x 113	
SLIDING – DOOR FIXED TO BASE BY MEANS OF SLIDING		
GSJB-3416	340 x 155 x 100	Pole mounted junction box/cutout box/fuse box for road/street lighting for 3 phase/4 core high wattage HPSV/HPMV/MH based lighting system for industrial, commercial as well as flood lighting applications. Provision for fixing 2 cutouts one for lighting and other for kiosks/signage/emergency power supply
GSJB-3617-BEST-F	326 x 143 x 128	
REMOVABLE – DOOR FIXED TO BASE BY MEANS OF HARDWARE		
GSJB-1111	116 x 116 x 80	Control terminal box/cut-out box
GSJB-1510-R	155 x 100 x 60	
GSJB-1816-R	180 x 160 x 65	
GSJB-2818-R	280 x 180 x 60	

SMC METER BOXES

Features:

- Single piece moulded without any joints
- Concealed metal hinges
- Mounting screws fitted from inside
- Metal hardware for wire seal
- Adequate space for meter and cut-outs
- Wide range for different applications
- Lightweight yet strong
- Weatherproof
- Prices matching conventional meter boxes
- Shockproof
- Free from pilferage
- Maintenance-free



RANGE & SPECIFICATIONS		
Code No.	Internal Dimensions (mm) H x W x D	Description
SINGLE HINGED DOOR		
GSMB-2218	220 x 180 x 100	L.T. 1 phase kWh meter
GSMB-2520	250 x 200 x 105	L.T. 1 phase kWh meter
GSMB-2522	250 x 220 x 135	L.T. 1 phase kWh meter
GSMB-2424	250 x 250 x 120	L.T. 1 phase kWh meter
GSMB-2525	250 x 250 x 160	L.T. 1 phase kWh meter
GSMB-2823	285 x 230 x 125 (with Transparent Lid)	L.T. 1 phase kWh meter
GSMB-4422-II	430 x 215 x 130	L.T. 1 phase kWh meter with MCB and with viewing window for MCB
GSMB-3428	340 x 285 x 125	L.T. 3 phase kWh meter
GSMB-3525	350 x 250 x 150	L.T. 3 phase kWh meter
GSMB-3527	350 x 270 x 200	L.T. 3 phase kWh meter
GSMB-3726	325 x 220 x 150	L.T. 3 phase kWh meter
GSMB-3727	370 x 270 x 210	L.T. 3 phase kWh meter
GSMB-3727-I	370 x 270 x 145 Flat Lid	L.T. 3 phase kWh meter
GSMB-3750	350 x 490 x 130	L.T. 3 phase kWh meter
GSMB-3750-I	345 x 480 x 210	L.T. 3 phase kWh meter
GSMB-3833	384 x 334 x 125	L.T. 3 phase kWh meter
GSMB-3920	390 x 200 x 100	L.T. 3 phase kWh meter
GSMB-3923	390 x 225 x 140	L.T. 3 phase kWh meter
GSMB-4030	400 x 300 x 190	L.T. 3 phase kWh meter
GSMB-4437	450 x 375 x 150	L.T. 3 phase kWh meter
GSMB-4537	450 x 375 x 200	L.T. 3 phase kWh meter
GSMB-4834	485 x 340 x 185 (Transparent Lid)	L.T. 3 phase kWh meter
GSMB-5030	500 x 300 x 230	Meter and modem box
GSMB-5431	540 x 310 x 200	Meter and modem box
GSMB-7627	760 x 270 x 170	L.T. TVM with CTs
GSMB-8135	810 x 350 x 230	L.T. TVM with CTs
GSMB-5728	570 x 280 x 220	H.T. TVM with TTB
GSMB-6535	650 x 350 x 230 Flat Lid	H.T. TVM with TTB
GSMB-5345	530 x 450 x 175	Multimeter box for housing 4 nos. 1 phase meters and 3 nos. 3 phase meters
GSMB-5744	575 x 440 x 165	Multimeter box for housing 4 nos. 1 phase meters and 3 nos. 3 phase meters
GSMB-6545	650 x 450 x 150	Multimeter box for housing 4 nos. 1 phase meters and 3 nos. 3 phase meters
GSMB-7450	688 x 480 x 210	Multimeter box for housing 6 nos. 1 phase meters and 4 nos. 3 phase meters
GSMB-10069	1000 x 690 x 220	Multimeter box housing 10, 12, 16 nos. for 1 phase meters and 6, 9 nos. for 3 phase meters
GSMB-10069-III	1000 x 690 x 150	Multimeter box housing 10, 12, 16 nos. for 1 phase meters and 6, 9 nos. for 3 phase meters

RANGE & SPECIFICATIONS		
Code No.	Internal Dimensions (mm) H x W x D	Description
DOUBLE DOOR HINGED (TWO COMPARTMENT)		
GSMB-4422	430 x 215 x 155/125	L.T. 1 phase kWh meter with MCB and with viewing window for MCB
GSMB-4422-I	430 x 215 x 155/125	L.T. 1 phase kWh meter without MCB
GSMB-5628-I	510(350+160) x 240 x 160	L.T. 3 phase kWh meter with MCB
GSMB-5628-II	510(350+160) x 240 x 160	L.T. 3 phase kWh meter without MCB
GSMB-6535-II	650(325+325) x 350 x 250	L.T. TVM with CTs
GSMB-6535-III	650(175+475) x 350 x 210	L.T. TVM with CTs
GSMB-6535-IV	650(475+175) x 350 x 255	L.T. TVM with CTs
GSMB-7627-I	760(410+350) x 270 x 270	L.T. TVM with CTs
GSMB-8135-I	810(400+410) x 350 x 230	L.T. TVM with CTs
GSMB-8135-II	810(500+310) x 350 x 230	L.T. TVM with CTs
GSMB-8535	850(420+430) x 350 x 250	L.T. TVM with CTs
GSMB-9045	900(450+450) x 450 x 250	L.T. TVM with CTs
GSMB-9035	900(450+450) x 350 x 250	L.T. kWh/TVM with fuses/CTs/TTB
GSMB-9035-I	900(400+500) x 350 x 250	L.T. kWh/TVM with fuses/CTs/TTB
GSMB-9035-II	900(500+400) x 350 x 250	L.T. kWh/TVM with fuses/CTs/TTB
GSMB-10035	1000(588+412) x 350 x 230	L.T. kWh/TVM with fuses/CTs/TTB
GSMB-7450-I	688 (344+344) x 480 x 210	Multimeter box for housing 4, 6 nos. 1 phase meters and 4 nos 3 phase meters
GSMB-10069-II	1000(300+700) x 690 x 300	Multimeter box for housing 12 nos. 1 phase meters and 8 nos 3 phase meters
SINGLE DOOR PUSH FIT		
GSMB-2520-T	250 x 200 x 105	1 phase kWh meter (electronic) with P.C. transparent lid
GSMB-2619-T	260 x 190 x 120	1 phase kWh meter (electronic) with P.C. transparent lid
GSMB-3428	340 x 285 x 125	1 phase kWh meter (electronic)
GSMB-3833	384 x 334 x 125	3 phase kWh meter (electronic)

SMC DISTRIBUTION BOXES

Features:

- High heat distortion temperature (200°C as per IS:10192)
- Non-fusing
- Shockproof and rustproof
- Rotproof and termite resistant
- Ideal for both indoor and outdoor use
- Elegant appearance
- 100% weatherproof
- Fire retardant – Class FV-0 as per IS:11731 Part-II or V-0 as per UL-94



RANGE & SPECIFICATIONS

Code No.	Inside Dimensions (mm) H x W x D	Application	
SINGLE HINGED DOOR			
GSDB-3020	295 x 195 x 100	1 phase service connection distribution box, fuse box	
GSDB-3020-I	300 x 200 x 130		
GSDB-3126	270 x 225 x 135	Electrical and hydraulic instruments, cutouts, controls and switchgear	
GSDB-3428	340 x 285 x 125	Fuse box	
GSDB-3527	350 x 270 x 200		
GSDB-3727	370 x 270 x 145	Busbar chamber box	
GSDB-3727	370 x 270 x 210		
GSDB-3750	350 x 490 x 130	Pole top DB	
GSDB-3750	345 x 480 x 210		
GSDB-3923	390 x 225 x 140	1 phase service connection distribution box/ABC distribution box	
GSDB-4030	400 x 300 x 160	3 phase service connection distribution box/ABC distribution box	
GSDB-4437	450 x 375 x 150		
GSDB-4537	450 x 375 x 200		
GSDB-4636	460 x 365 x 112		
GSDB-4636-I	455 x 360 x 162		
GSDB-5030	500 x 300 x 230		
GSDB-5345	530 x 450 x 175		
GSDB-5431	540 x 310 x 200		
GSDB-6535-I	650 x 350 x 230		With louvered door
GSDB-5628	505 x 240 x 160		Electrical control and switchgear items such as MCCB, fuse, SFU, isolator and busbar distribution box
GSDB-5728	570 x 280 x 220		
GSDB-6050	587 x 500 x 250		
GSDB-6535	650 x 350 x 230 Llat Lid		
GSDB-6545	650 x 450 x 150		
GSDB-7450	688 x 480 x 200		
GSDB-7569	750 x 690 x 215		
GSDB-7627	760 x 270 x 170		
GSDB-10069	1000 x 690 x 220		
GSDB-10069-III	1000 x 690 x 150		
GSDB-100100	1000 x 1000 x 325		
DOUBLE HINGED DOOR (TWO COMPARTMENT)			
GSDB-4422-I	430 x 215 x 155/125	Control terminal box/fuse box	
GSDB-5628-I	510(350+160) x 240 x 160	Busbar chamber box	
GSDB-5628-II	510(350+160) x 240 x 160		
GSDB-6535-II	650(325+325) x 350 x 250		
GSDB-6535-III	650(175+475) x 350 x 210		
GSDB-6535-IV	650(475+175) x 350 x 255		
GSDB-7450-I	688(344+344) x 480 x 210	Electrical control and switchgear items such as MCCB, fuse, isolator and Busbar distribution box	
GSDB-7569	750 x 690(345+345) x 250		
GSDB-8080	800 x 800(400+400) x 275		
GSDB-9047	475 x 900(450+450) x 275		
GSDB-10069-I	1000 x 690(345+345) x 250		
GSDB-100100-I	1000 x 1000(500+500) x 325		
GSDB-7750	770 x 500 x 380	With canopy+Front and Back (optional) doors and pedestal (optional) TNEB mini and UGVCL FSP	
GSDB-11569	1150 x 690 x 350		
GSDB-120110	1200 x 1100 x 400		

SMC DISTRIBUTION PILLAR BOXES

Range:

Standard design made as per the electrical requirements to suit conventional power distribution systems consisting of protection devices and metering, and also as per the clients' requirements.

- Mini pillars
- 2-way feeder pillar boxes
- 4-way feeder pillar boxes
- 6-way feeder pillar boxes
- 8-way feeder pillar boxes

The above configurations are available with electrical circuitry consisting of busbar works and protection devices such as rewirable kit-kats, HRC fuses, 1p/3p MCCB, and switch disconnecter/switch fuse disconnecter, etc. to suit the clients' requirements.

Note: Other sizes/ratings and configurations are available on request.




Features:

- Fabricated by combining SMC and pultruded FRP sections
- Maintenance-free
- Rustproof and shockproof
- Withstands coastal/polluted atmosphere, solar radiation and heavy rains
- Safe for humans as well as cattle due to insulated body

SMC SERVICE CONNECTION DISTRIBUTION BOXES FOR AB CABLE



SPRING LOADED CONSTANT PRESSURE MULTI-CONNECTION BUSBAR SYSTEM




BUSBAR WITH SCREW BOLT CONNECTION SYSTEM

Features:

- Ingress protection to IS:8623
- Pole mounting arrangement
- Busbar for high fault currents
- Cable entry from bottom and/or sides
- Easy and organised management of consumer connections
- Shockproof and rustproof, suitable for polluted atmospheres
- Very high working temperature and higher arc resistance
- Weatherproof
- Maintenance-free

RANGE & SPECIFICATIONS				
Code No.	Inside Dimensions (mm) H x W x D	No. of Service I/C	Connection O/G	No. of Busbar Module
SMC SERVICE MAINS DB HAVING SPRING LOADED CONSTANT PRESSURE. MULTI-CONNECTION BUSBAR IN SMC CASING				
GSSB-2232-210	220 x 320 x 135	1 no. 1-ph. SPN	9 nos. SPN	2 nos. 10-way
GSSB-2232-210 A	220 x 320 x 135	1 no. 3-ph. TPN	4 nos. SPN	2 nos. 10-way
GSSB-3020-406	300 x 200 x 130	1 no. 3-ph. TPN	5 nos. TPN	4 nos. 6-way
GSSB-3020-406 A	300 x 200 x 130	1 no. 1-ph. SPN	9 nos. SPN	4 nos. 6-way
GSSB-3630-304 A	365 x 305 x 170	1 no. 3-ph. TPN or 1 no. 1-ph. SPN	3 nos. TPN or 9 nos. SPN	3 nos. 4-way & 1 no. 10-way
GSSB-4030-210	400 x 300 x 190	1 no. 1-ph. SPN	9 nos. SPN	2 nos. 10-way
GSSB-4030-410	400 x 300 x 190	1 no. 3-ph. TPN	9 nos. TPN	4 nos. 10-way
GSSB-4030-410 A	400 x 300 x 190	1 no. 1-ph. SPN	17 nos. SPN	4 nos. 10-way
SMC SERVICE MAINS DB HAVING BUSBAR WITH SCREW BOLT CONNECTION THROUGH FLY NUT				
GSSB-3020-2 BB	300 x 200 x 130	1 no. 1-ph. SPN	5 nos. SPN	2 nos. 6-way
GSSB-3923-BB	380 x 225 x 140	1 no. 1-ph. SPN	8 nos. SPN	2 nos. 9-way
GSSB-3527-2 BB	350 x 270 x 200	1 no. 1-ph. SPN	8 nos. SPN	2 nos. 9-way
GSSB-4030-4 BB	400 x 300 x 190	1 no. 3-ph. TPN	4 nos. TPN	4 nos. 5-way
GSSB-4030-4 BBA	400 x 300 x 190	1 no. 1-ph. SPN	12 nos. SPN	4 nos. 9-way
GSSB-4537-BB	450 x 375 x 200	1 no. 3-ph. TPN	4 nos. TPN	4 nos. 5-way
SMC SERVICE MAINS DB WITH CLIP ON TYPE TERMINAL BLOCKS (TB)				
GSDB-3020-SP05-FB	300 x 200 x 130	1 no. 1-ph. SPN	5 nos. SPN	Link Mounted TB
GSDB-4030-TP04-FB	400 x 300 x 190	1 no. 3-ph. TPN	4 nos. TPN	Link Mounted TB

FRP AERIAL FUSE BOARDS



Features:

- FRP base fuse board
- Shatter resistant
- Integrated parts, hence no detachment
- Excellent dielectric strength, no leakage
- Safe, tried and tested method
- Decay-proof, hence longer life

RANGE & SPECIFICATIONS		
Range	Code No. 3-way	Code No. 6-way
15A	GSFB-15A3-01	GSFB-15A6-01
30A	GSFB-30A3-01	GSFB-30A6-01
60A	GSFB-60A3-01	GSFB-60A6-01
>60A	Please contact us for fuse box	

SMC MOULDED SERVICE CONNECTION BOARDS



Features:

- Rustproof and waterproof
- Weatherproof and termite proof
- Maintenance-free
- Withstands solar radiation and heavy rains
- Excellent finish and dimensional consistency
- No decay, hence no painting or plank replacement required
- Consistent quality and timely delivery to match the pace of the project

RANGE & SPECIFICATIONS		
Code No.	Dimensions (mm) H x W x D	Description
GSBPL-1010	100X100X40	Lamp Holder
GSBPL-1510	150X100X40	Switches or Lamp Holder
GSBPL-1520	150X200X40	Switches and Sockets
GSBPL-2025	200X250X28	
GSBPL-2318	230X180X22	
GSBPL-3020	300X200X40	DP Switch or Fuse, Meter, Earthing Bolt
GSBPL-3025	300X250X28	
GSBPL-3025-I	300X250X40	
GSBPL-3030	334X334X30	
GSBPL-3520	350X200X25	
GSBPL-3520-I	350X200X40	
GSBPL-3540	350X400X28	
GSBPL-3540-I	350X400X40	DP Switch, Meter, Earthing Bolt, Lamp Holder, Neutral Link, Holder, Switch, Sockets
GSBPL-4030	400X300X28	
GSBPL-4040	400X400X28	
GSBPL-4235	425X350X22	

FRP 'V' TYPE ARMS (REC DESIGN)

Features:

- Anti-corrosive, hence suitable for coastal and polluted atmosphere
- Ideal for harsh weather conditions
- No change in conductor formation/configuration as well as ground clearance while replacing metal 'V' type cross arms of existing lines
- Maintenance-free and requires no painting
- Extremely safe
- Reduced transportation cost and ease of erection
- Suitable for 11 kV overhead line
- Lightweight yet strong



RANGE & SPECIFICATIONS		
Code No.	Description	Application
GSXA-011-01	V Type Cross Arm	11 kV Lines 3Ø/1Ø Composite and 1Ø (Ph-N)/(Ph-Ph) type with or without earthwire
GSTH-011-01	Top Hamper	

Note: Flat Type FRP Cross Arms of 11 kV and 33 kV as per REC specifications and of 2' and 4' length with various pin configurations are available. Custom sizes are also available as per customer requirements.

FRP STRAIGHT CROSS ARMS (REC DESIGN)

Range:

- Excellent insulation
- Lightweight and strong
- Special polymeric reinforcement provided as per REC specifications
- Anti-corrosive
- Ideal for any weather condition
- Made from advanced composite of plastics
- Extremely safe

RANGE & SPECIFICATIONS

11 kV Cross Arm
11 kV Top Hamper
33 kV Cross Arm
33 kV Top Hamper



Note: Conforms with REC specifications.
No. 40 Rev. 97 for 11 kV. **No. 42** Rev. 97 for 33 kV.

FRP FENCING

Features:

- Non-conductive due to high dielectric strength
- Strong and durable
- Non-corrosive nature
- Termite proof and rotproof
- Aesthetic design
- Maintenance-free
- Fire retardant
- Zero resale value – pilfer proof



64

SMC DANGER NOTICE PLATES



Features:

- Excellent finish and dimensional consistency
- Excellent weather resistance
- Rustproof
- No fear of vandalism
- Withstands coastal and polluted atmosphere
- Withstands solar radiation
- Maintenance-free:
SMC does not corrode, hence retains paint for longer duration
- Transparent weather resistant coating
- Pilfer proof: zero resale value

RANGE & SPECIFICATIONS

Code No.	Size (mm)	Applications
GSSH-2025-1.6	200 x 250	For 11 kV and HV installation
GSSH-1520-1.6	150 x 200	For 415 V and LV installation

STARTER PANELS FOR AGRICULTURE APPLICATIONS: PUMPS AND MOTORS

Features:

- Shockproof and rustproof
- Fire retardant
- Durable and lightweight
- Weatherproof
- Maintenance-free
- Suitable for housing, mini dol starter/star delta starter panel box along with ammeter, voltmeter, preventive devices and features

Range:

- Mini dol starter panel box
- Dol starter panel box
- Single phase starter panel box
- Three phase starter panel box
- Pump panel house (Custom sizes available for all)
- Star delta starter panel box



Catering to:

- Government bodies in the field of agriculture and irrigation
- Agriculture equipment manufacturers/suppliers and intermediates
- Farmers

LCS



Features:

- LCS (Local Control Station) with push buttons, selector switch, ammeter, voltmeter and emergency stop
- FRP enclosure with ingress protection
- Compact and excellent aesthetics
- Tamper proof
- Maintenance-free
- Shockproof and dustproof enclosure
- High mechanical strength
- Excellent electrical property and reliability
- 100% weatherproof and ideal for indoor and outdoor applications
- Fire retardant

Range:

- LCS with start/stop push buttons
- LCS with start/stop, auto/manual SS with ammeter and voltmeter
- LCS with customised application

Applications:

- Railways
- Steel plants
- Machines
- Industrial plants, etc.



POWER RECEPTACLES



Features:

- Single and multiple outlet boxes
- Range: 16/32/63/125 amp. rating with heavy duty plug and socket with protection of MCB/MCCB or SDFU
- Available with or without protection
- Modular and compact construction
- Loop-in, loop-out facilities
- FRP enclosure with ingress protection
- Tamper proof and maintenance-free
- Shock and dust proof enclosure
- High mechanical strength
- Fire retardant
- Excellent electrical property and reliability
- 100% weatherproof, ideal for indoor and outdoor applications
- Option of backup protection with: a) MCBs b) SDFUs c) MCCBs

Application:

- Railways
- Steel plants
- Welding machines
- Industrial plants
- Infrastructure projects
- R&B, etc.

SMC MCB DISTRIBUTION BOARDS (DBs)

Features:


- Specially folded construction prevents access to water, insects and dust
- Specially folded cover allows hinges to be fitted such that they can't be opened once fitted (provision for concealed hinges for total security)
- Moulded plastic extension pieces for fixing on the walls
- Moulded-in louvers for ventilation
- Holes on sides for dissipation of heat
- Moulded-in projections for fixing MCB, switches, etc.

RANGE & SPECIFICATIONS

Code No.	Inside Dimensions (mm) H x W x D	Applications
GSDb-1510	155 x 100 x 60	4-way
GSDb-1816	185 x 160 x 60	8-way
GSDb-2818	208 x 185 x 60	12-way



SMC CHEQUERED PLATES



RANGE & SPECIFICATIONS	
Rating of Equipment	Recommended Thickness (mm)
3.3 kV	2.5
6.6 kV	2.5
11.0 kV	2.5
22.0 kV	2.5
33.0 kV	5.0
66.0 kV	5.0
EHT Switch Yard	10.0

Features:

- Lightweight and strong
- Durable and resistant to decay
- Anti-corrosive
- Resistant to wear and tear
- Fire retardant
- Zero resale value, hence no problem of pilferage
- High life expectancy

68

SMC TRENCH COVERS AND GRATINGS



RANGE & SPECIFICATIONS	
Length (m)	1
Width (m)	0.3, 0.45, 0.6, 0.75, 0.9, 1, 1.2 respectively or as per order
Standard Colour	Grey

Note: Sintex Trench Covers and Gratings are also supplied prefabricated with reinforcements of MS sections or FRP Pultruded sections to meet specific load applications.

Features:

- Durable and resistant to decay
- Maintenance-free
- High dielectric strength
- High life expectancy
- Easy-to-fix on floor
- Excellent insulation
- Anti-corrosive
- Can withstand the load of breaker trolleys without obstructing their movement
- Lightweight

SMC SHEETS



Features:

- Excellent dielectric properties such as volume resistivity, surface resistivity, arc resistance and comparative tracking index
- Can withstand continuous temperatures up to 140°C
- Anti-corrosive and resistant to most acids, alkalis and chemicals
- Lightweight, strong, stiff and clean
- Non-hygroscopic and retains its dielectric properties even in high humidity
- Weatherproof
- Self-coloured
- Maintenance-free

RANGE & SPECIFICATIONS

Size (m)	1 x 1
Standard Thicknesses (mm)	1.5, 2.5, 4, 6, 9, 12, 15
Material of Construction	Sheet Moulding Compound (SMC)
Custom Thicknesses on Large Requirements (mm)	From 1.5 to 15
Standard Colour	Off-white
Custom against Large Requirements	Other colours can be offered


FRP PULTRUDED SECTIONS

Features:

- High strength to weight ratio
- Corrosion-proof and resistant to most acids, alkalis and chemicals
- Suitable for all types of weather conditions
- Self-coloured and generally does not require painting
- Excellent electrical properties such as tracking resistance, high arc resistance and electrical insulation
- Poor conductor of heat and sound
- Stable in continuous operating in axial direction
- Lightweight, strong and durable
- Can be joined with mechanical fasteners or adhesives

Range:

- Angles
- Rods
- 'C' Sections
- Hollow rectangular sections
- Custom-made sections
- Approximately 50 different sizes and shapes available to choose from
- 'I' sections



Note: Jobs for custom designed sections can be taken up. Specific resin system can be adopted against bulk requirements.

FRP LADDERS

Introducing, for the first time in India, Sintex FRP Ladders that find a variety of applications in domestic as well as industrial units. Manufactured as per international OSHA specifications, Sintex FRP Ladders are an optimum combination of safety, elegance and economy.

Features:

- Compact and easy to carry
- Waterproof and rustproof
- Designed for optimum stability as per international OSHA and ANSI standards
- Shockproof
- Lightweight and strong
- Safe and durable

RANGE & SPECIFICATIONS

SELF-SUPPORT 'A' TYPE

6 feet (GPFL-060-01)

5 feet (GPFL-050-01)

4 feet (GPFL-040-01)

3 feet (GPFL-030-01)

WALL SUPPORT

13.12 feet (GP-WSL-4000MM)

19.68 feet (GP-WSL-6000MM)

26.24 feet (GP-WSL-8000MM)

EXTENDABLE

14.76 feet (GP-EXT.LADDER-04.5-MTR)

19.68 feet (GP-EXT.LADDER-06.0-MTR)

24.60 feet (GP-EXT.LADDER-07.5-MTR)

29.52 feet (GP-EXT.LADDER-09.0-MTR)

34.44 feet (GP-EXT.LADDER-10.5-MTR)



FRP CABLE TRAYS

Cable Trays are used to support power cables and control cables for indoor and outdoor applications. G.I./M.S. cable trays erode, corrode and spread heat, thus leading to power interruptions. Sintex FRP Cable Trays are safe, durable and cost-effective for routing and supporting cables. Manufactured as per NEMA/BIS consultants' specifications, Sintex FRP Cable Trays are available in the following varieties:

Ladder Type FRP Cable Trays:

Two longitudinal side rails connected by rungs at regular interval.

Trough Type FRP Cable Trays:

Structures with a solid or perforated bottom, with integrated or separate longitudinal side rails.

Channel Type FRP Cable Trays:

Structures with a solid or perforated bottom with integrated side rails.

Features:

- Excellent weather resistance
- UV stabilised
- High load-bearing capacity
- Non-magnetic
- No corrosion and no chemical erosion
- Maintenance-free
- Easy to install
- Lightweight
- Fire retardant



FRP BATTERY STANDS

Sintex Battery Stands are fabricated using FRP sections and polymeric hardware. Designs are available in both single row and double row, as well as in single tier and double tier. Dimensions and load-bearing members are selected to suit the battery. Sintex FRP Battery Stands are available for all types and all makes of batteries.

Features:

- Excellent dielectric strength, thereby eliminating leakage of current
- Not affected by termite and fungus attack
- Easy to clean and wash
- No warping
- Lightweight and strong
- Maintenance-free
- Resistant to battery acids
- Self-coloured





Environmental Solutions

Solid Waste Management Products

Maintaining cleanliness and re-utilising resources are the key focus areas of Sintex environmental solutions. Primary and secondary waste collection systems, municipal equipment and composting units drive our quest to ensure clean cities. While our sub ground structures such as advanced septic tanks, PSTP and biogas plants guarantee efficient energy conservation.

- SOLID WASTE MANAGEMENT
- PRIMARY WASTE MANAGEMENT
- SECONDARY WASTE COLLECTION
- SUB GROUND STRUCTURES
- BIOGAS PLANTS

SOLID WASTE MANAGEMENT

PRIMARY WASTE COLLECTION

1. Euroline Range

Features:

- Standard Colours:
Green, Blue
- Standard Packing:
3 per bag

GBRW 66-04/110-04





EWB 06-04



EWB 10-04



GBRW 24-043



GBRW 24-04

RANGE & SPECIFICATIONS

Code No.	Capacity (litres)	RANGE Colours	Standard Packing Pcs./Bag	Height A (mm)	Width B (mm)	Depth (Length) C (mm)	Features
EWB 06-04	60	Green, Blue	5	700	410	410	Push Lid
EWB 10-04	100	Green, Blue	5	865	485	490	Push Lid
GBRW 10-04	100	Green, Blue	3	805	475	525	2 rubber wheels
GBRW 12-04	120	Green, Blue	3	930	490	550	2 rubber wheels
GBRW 24-043	240	Green, Blue	2	1120	595	730	Push Lid, 2 rubber wheels
GBRW 24-04	240	Green, Blue	3	1010	595	745	2 rubber wheels
GBRW 66-04	660	Green, Blue	1	1200	780	1405	4 swivel type rubber wheels
GBRW 110-04	1100	Green, Blue	1	1330	1060	1410	4 swivel type rubber wheels

2. Household Buckets: BKT series

Features:

- Standard Colour: Green, Blue
- Standard Packing: 5 bags per container and 10 lids per box
- Customised colours available for min order of 1000 pcs.

RANGE & SPECIFICATIONS				
Code No.	Capacity (litres)	Top (mm)	Bottom (mm)	Height (mm)
BKT 01-02	10	265	195	305
BKT 01-01	12	242	212	340
BKT 02-01	20	320	265	405



3. Crates: CGB series

Features:

- Standard Colour: Green
- Standard Packing: 5 Nos.

RANGE & SPECIFICATIONS				
Code No.	Capacity (litres)	Top (mm)	Bottom (mm)	Height (mm)
CGB 02-01	20	325	290	325
CGB 02-02 with lid	20	325	290	325



4. Waste Bins with Closed Lid: BMB series

Features:

- Available with two side handles
- Standard Colour: Green, Blue
- Customised colours available for min order of 500 pcs.



RANGE & SPECIFICATIONS				
Code No.	Capacity (litres)	Top Dia. (mm)	Bottom Dia. (mm)	Height (mm)
BMB 05-01	50	410	330	575
BMB 08-01	80	475	370	770

PRIMARY WASTE MANAGEMENT

LITTER COLLECTION

1. Vertical waste bins with flap lids: GBVF series

Features:

- Standard Colour: Blue & Green container, white lid and blue & green container flap
- Standard Packing: 5 per bag
- Customised colours available for min order of 500 pcs.



RANGE & SPECIFICATIONS				
Code No.	Capacity (litres)	Top Dia. (mm)	Bottom Dia. (mm)	Height (mm)
GBVF-001-03	10	270	195	352
GBVF 02-01	20	316	265	490
GBVF 04-01	40	425	330	595
GBVF 05-01	50	425	330	655
GBVF 08-01	80	440	375	875

2. Rectangular waste bins: GBR-01 series

Features:

- Standard Colours: Military green, dark blue, bright red, yellow
- Standard Packing: 5 per bag
- Available with 2 cigarette studs
- Colours available

RANGE & SPECIFICATIONS				
Code No.	Capacity (litres)	Top Dia. (mm)	Bottom Dia. (mm)	Height (mm)
GBR 1.2-01	12	240 x 240	210 x 210	367
GBR 02-01	20	325 x 325	290 x 290	475
GBR 06-01	60	350 x 350	250 x 250	850
GBR 08-01	80	400 x 400	300 x 300	875
GBR 10-01	100	500 x 500	350 x 350	900
GBR 12.5-01	125	500 x 500	350 x 350	1085



GBR 06-01

GBR 08-01

GBR 12.5-01



GBR 10-01

GBR 02-01

3. Rectangular waste bins: BWB-01 series

Features:

- Standard Colours: green, blue, (other colours available on minimum order 500 qty)
- Standard Packing: 5 per bag
- Colours available



BWB 10-01

BWB 08-01

RANGE & SPECIFICATIONS				
Code No.	Capacity (litres)	Top Dia. (mm)	Bottom Dia. (mm)	Height (mm)
BWB 08-01	80	460 x 460	340 x 340	760
BWB 10-01	100	460 x 460	320 x 320	930

4. Litter bins with permanent structure: GBRSS series

Features:

- Standard Colours: Military green & dark blue for bin and black for MS structure, military green for GBRSS 10-11 and blue for bin
- Standard Packing: 1 per piece
- Colours available

RANGE & SPECIFICATIONS			
Code No.	Capacity (litres)	Width (mm)	Height (mm)
GBRSS 06-022 (with GBR 06-01)	60	500	1210
GBRSS 10-01 (with GBR 10-01)	100	759	1924
GBRSS 10-11 (with 2 nos. of GBR 10-01)	200	1248	1138



5. Hexagonal litter bins: GBH series

Features:

- Standard Colour: Military green & dark blue bin with ashtray and plastic bin inside
- Standard Packing: 1 per piece

RANGE & SPECIFICATIONS			
Code No.	Capacity (litres)	Width (mm)	Height (mm)
GBH 15-02	60	580	1125



GBH 15-02

6. Square litter bins: LBS series

Features:

- Standard Colours: Military green & dark blue bin
- Standard packing: 1 no.

RANGE & SPECIFICATIONS				
Code No.	Capacity (litres)	Length (mm)	Width (mm)	Height (mm)
LBS 11-01	110	440	440	850



LBS 11-01

7. Round litter bins: RLB series

Features:

- Standard Colours:
- Military green & Dark blue bin
- Standard packing: 1 nos.



RLB 09-02



RANGE & SPECIFICATIONS			
Code No.	Capacity (litres)	Length (mm)	Height (mm)
RLB 09-02	90	420	935

SECONDARY WASTE COLLECTION

(STREET COLLECTION/ DOOR-TO-DOOR COLLECTION)

1. Wheeled waste bins: GBRW series

Features:

- Standard Colours: military green, dark blue, red
- GBRW 09-11*: White for container, military green, dark blue, red, yellow and black for lid
- Standard Packing: 3 per box
- *Standard Packing: 1 no. per bag



GBRW 12-01



GBRW 12-05



GBRW 24-01



GBRW 09-11

RANGE & SPECIFICATIONS				
Code No.	Capacity (litres)	Top (mm)	Bottom (mm)	Height (mm)
GBRW 09-01	90	400 x 400	310 x 245	800
GBRW 09-11*	90	400 x 400	310 x 245	800
GBRW 09-05	90	400 x 400	310 x 245	900
GBRW 12-01	120	440 x 440	350 x 285	840
GBRW 12-05	120	440 x 440	350 x 285	940
GBRW 14-01	140	475 x 475	380 x 315	895
* GBRW 24-01	240	490 x 615	400 x 460	1060
* GBRW 33-01	330	600 x 770	415 x 495	1110



GBRW 09-05



GBRW 33-01



GBRW 14-01

2. Foot operated wheeled waste bins: GBRW series

Features:

- Standard Colours: White for container, military green, dark blue, bright red, yellow and black for lid
- Standard Packing: 1 per box



RANGE & SPECIFICATIONS				
Code No.	Capacity (litres)	Top (mm)	Bottom (mm)	Height (mm)
GBRW 06-12	60	360 x 360	300 x 300	620

3. Giant wheeled waste bins: GBRW series (Community bins)

Features:

- Standard Colour: Aquamarine green & dark blue
- Standard Packing: 1 per bag

RANGE & SPECIFICATIONS				
Code No.	Capacity (litres)	Top Dia. (mm)	Bottom Dia. (mm)	Height (mm)
GBRW 63-01	630	1237 x 778	1117 x 628	1200
GBRW 110-01	1100	1450 x 1020	1334 x 874	1200



GBRW 110-01



GBRW 63-01

4. Giant wheeled waste bins: GBRW series (Community bins)

Features:

- Standard Colour: Aquamarine green & dark blue
- Standard Packing: 1 per bag
- *With 2 windows

RANGE & SPECIFICATIONS				
Code No.	Capacity (litres)	Top Dia. (mm)	Bottom Dia. (mm)	Height (mm)
GBRW 63-02	630	1237 x 778	1117 x 628	1150
GBRW 110-02	1100	1455 x 1020	1330 x 870	1250
GBRW 63-021*	630	1237 x 778	1117 x 628	1150
GBRW 110-021*	1100	1455 x 1020	1330 x 870	1250



GBRW 110-02



GBRW 110-021

5. Home and community composting units

Features:

- Standard Colours: Aqua green & dark blue
- Ideal for composting kitchen and garden waste and for converting them into organic manure
- Suitable for simple composting as well as earthworm composting
- Minimum 70% cost of door-to-door collection is reduced

RANGE & SPECIFICATIONS	
Code No.	Size
GHCB 03-01	For 1 Family
GHCB 05-01	For 1 Family
GHCB 08-01	For 1 Family
GHCB110-01	For 50 Families



GHCB 110-01



GHCB 05-01



GHCB 03-01

6. Hand cart: GWB series

Features:

- Standard Colour: Aquamarine green & dark blue
- Standard Packing: 1 per piece



GWB 10-01

RANGE & SPECIFICATIONS			
Code No.	Capacity (litres)	Top (mm)	Bottom (mm)
GWB 10-01	100	1425	380

7. Giant wheeled waste bins: GBRW series (Community bins)

Features:

- Standard Colour: Aquamarine green, & dark blue, black MS Structure
- Standard Packing: 1 per piece



GWBSS 25-01

RANGE & SPECIFICATIONS			
Code No.	Capacity (litres)	Top (mm)	Bottom (mm)
GWBSS 11-01	110	750 x 730	450 x 430
GWBSS 25-01	250	1150 x 880	750 x 440

8. Container for heavy duty wheel barrow: GWB series

Features:

- Standard Colour: Aquamarine green & dark blue
- Standard Packing: 5 per bag



GWB 11-02



GWB 11-02

RANGE & SPECIFICATIONS			
Code No.	Capacity (litres)	Top (mm)	Bottom (mm)
GWB 11-02	110	670 x 650	450 x 430
GWB 25-02	250	1070 x 800	750 x 440

9. Segregation container for pedal cycle rickshaw : TGS series

Features:

- Standard Colours: Aqua green & dark blue
- Standard Packing: 1 No.



TGS 50-01

RANGE & SPECIFICATIONS				
Code No.	Capacity (litres)	Top Dia. (mm)	Bottom Dia. (mm)	Height (mm)
TGS 50-01	500	1344	963	490



10. Waste Baskets: GBB series

Features:

- Standard Packing: 5 per bag
- Standard Colour: Military green & dark blue

RANGE & SPECIFICATIONS				
Code No.	Capacity (litres)	Top Dia. (mm)	Bottom Dia. (mm)	Height (mm)
GBB 04-01 (with handle)	40	345 x 345	290 x 290	455
GBB 08-03	80	425 x 425	350 x 350	660



GBB 08-03

SUB GROUND STRUCTURES

1. Advanced septic tanks

In technical collaboration with
M/S Aqua Nishihara Corp., Japan.


Features:

- Anaerobic PWTS-AM series for domestic and semi-commercial units
- Durable
- 100% eco-friendly
- Lightweight
- Easy to install
- Rustproof and leak-proof
- Excellent performance through massive reduction of BOD*



RANGE & SPECIFICATIONS					
Code No.	Diameter (mm)	Height (mm)	Number of Users: Residential (150 lpcd)	Number of Users: Educational Institutions (80 lpcd)	Number of Users: Offices
PWTS-AM-80-01	1100	1450	4	6	10
PWTS-AM-120-01	1300	1400	6	8	16
PWTS-AM-160-01	1440	1550	19	13	22
PWTS-AM-180-01	1490	1615	12	15	24
PWTS-AM-200-01	1540	1640	14	18	28
PWTS-AM-300-01	1830	1880	16	23	46
PWTS-AM-400-01	1900	2020	20	26	52
PWTS-AM-500-01	1970	2080	24	33	66
PWTS-AM-600-01	2070	2510	32	40	80

*Capacity: 800 to 6000 litres/day *BOD reduction up to 70-75%



2. Septic Tanks

Features:

- Eco-friendly
- Rustproof and leak-proof
- Durable
- Lightweight and easy to transport
- Easy to install
- More economical than conventional septic systems
- Excellent performance on reduction of BOD



RANGE & SPECIFICATIONS					
Code No.	CCST-100-01	CCST-200-01	CCST-300-01	CCST-400-01	CCST-500-01
No. of Domestic Users	3	6	10	13	16
Height (mm)	1385	1850	1950	2150	2250
Diameter (mm)	1200	1400	1650	1800	2000
Inlet Centre from Top	115	115	115	115	115
Outlet Centre from Top	160	160	160	160	160
Thickness of Pipe (mm)	100	100	100	100	100
Diameter (mm)	50	50	50	50	50
Total Septic Volume (m ³)	1.00	2.00	3.00	4.00	5.00
Chamber Volume (m ³)	0.67	1.34	2.01	2.68	3.35
Filter Volume (m ³)	0.33	0.66	0.99	1.32	1.65

RANGE & SPECIFICATIONS		
Code No.	THST-100-01	THST-200-01
Capacity (litres)	1000	2000
No. of Domestic Users	3	6
Height (mm)	1015	1275
Diameter (mm)	1000	1250
Length (mm)	1500	1950
Inlet Centre from Top	115	115
Outlet Centre from Top	140	140
Thickness of Pipe (mm)	100	100
Air Vent Diameter (mm)	50	50
Total Septic Volume (m ³)	1.00	2.00
Chamber Volume (m ³)	0.67	1.34
Filter Volume (m ³)	0.33	0.66



3. Packaged domestic wastewater treatment for individual use/small scale industries (LLDPE)

In technical collaboration with M/S Aqua Nishihara Corp., Japan.

Features:

- Anaerobic PWTS-STBF series for domestic, semi-commercial units and small scale industries
- Capacity 1200 to 6000 litres/day
- Durable
- 100% eco-friendly
- Lightweight
- Easy to install
- Rustproof and leak-proof
- Excellent performance through massive reduction of BOD*



Advantages:

- Consistent efficiency and 90-95% BOD reduction throughout the year
- Sludge drying bed is not required
- Very low electrical consumption required, around 17W-100W
- Almost zero operating cost

RANGE & SPECIFICATIONS					
Code No.	Diameter (mm)	Height (mm)	Number of Users: Residential (150 lpcd)	Number of Users: Educational Institutions (80 lpcd)	Number of Users: Offices
PWTS-STBF-120-01	1600	1400	6	8	16
PWTS-STBF-160-01	1440	1550	19	13	22
PWTS-STBF-180-01	1490	1615	12	15	24
PWTS-STBF-200-01	1540	1640	14	18	28
PWTS-STBF-300-01	1830	1880	16	23	46
PWTS-STBF-400-01	1900	2020	20	26	52
PWTS-STBF-500-01	1970	2080	24	33	66
PWTS-STBF-600-01	2070	2510	32	40	80

*Capacity: 1200 to 6000 litres/day *BOD reduction up to 90-95%

4. Packaged domestic wastewater treatment plant – underground (FRP)

For communities, institutions and industries letting out 10000 to 150000 litres of wastewater a day.

- 1) It is based on anaerobic and aerobic processes and designed to have dual functions for efficient treatment of domestic wastewater from toilets, bathrooms, kitchens and washing areas.
- 2) The technology is based on Johkasou which was created in technical collaboration with M/S Aqua Nishihara Corporation, Japan.



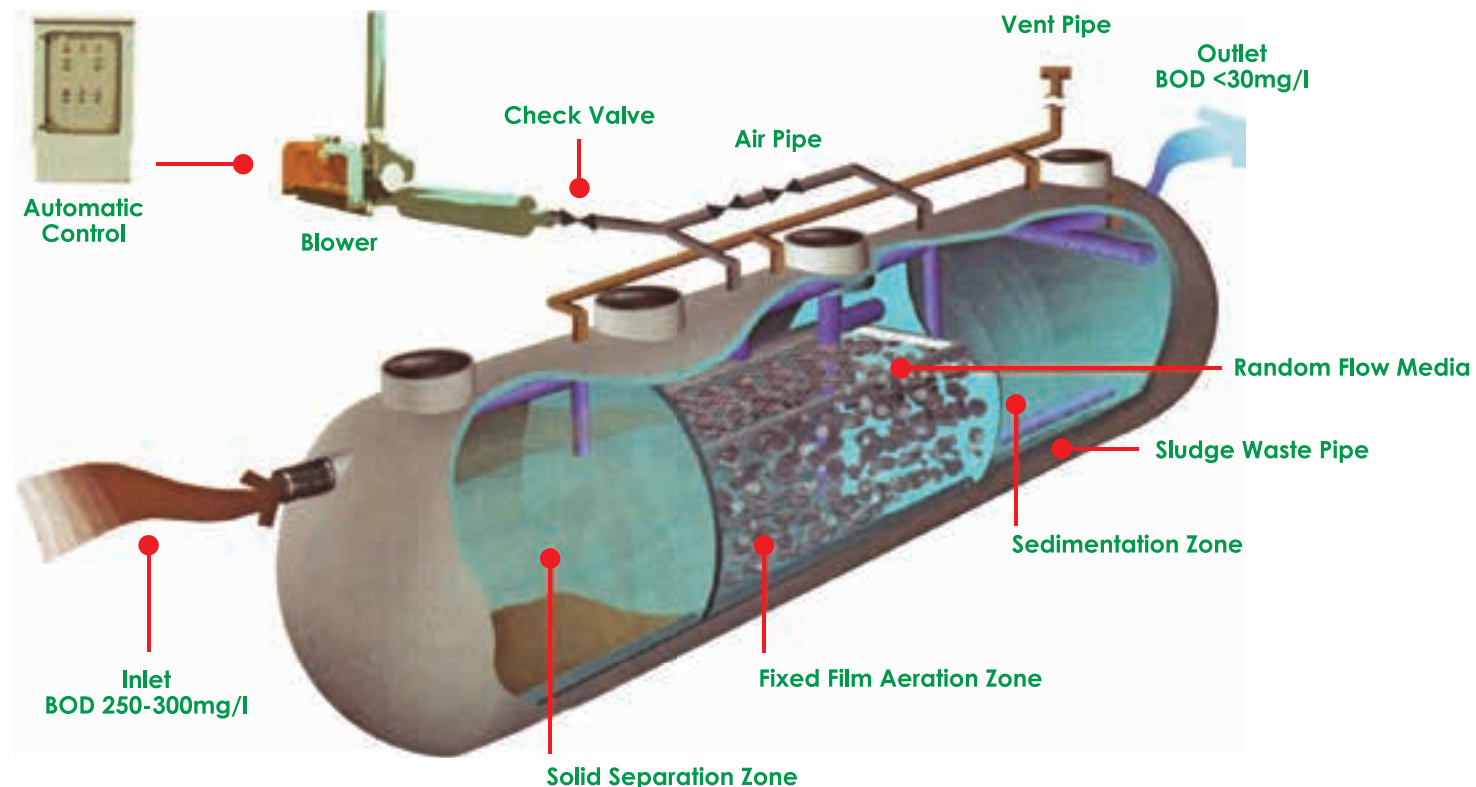
Features:

- 100% eco-friendly
- Highly durable
- Easy to install
- Lightweight
- Rustproof and leak-proof

Advantages:

- Consistent efficiency and 90-95% BOD reduction throughout the year
- Sludge handling once between 12 and 18 months
- Sludge drying bed is not required

- Recycled water can be reused for gardening/irrigation purpose
- It can be upgraded or relocated
- Negligible operation and maintenance cost



5. FRP anaerobic septic tank – underground AST series for medium and large applications

Tanks with capacity from 10000 to 50000 litres
for labour camps, restaurants and warehouses.

Features:

- 100% eco-friendly
- Rustproof and leak-proof
- Durable
- Lightweight
- Quick and easy to install

Advantages:

- BOD reduction around 40%
- It can be upgraded and relocated
- No root integration or fungal growth



6. FRP manholes

Features:

- 100% corrosion-free
- Leak-proof
- Lightweight
- Strong
- Can take traffic loads
- Readily available (minimum lead time)
- Easy and fast installation
- Maintenance-free
- Possible modification/addition of connections in future
- Prevents ingress

RANGE & SPECIFICATIONS	
Material of Construction	FRP
Diameter	4 feet (1.22 m), 5 feet (1.52 m), 6 feet (1.83 m), 8 feet (2.4 m)
Height	3 feet (0.91 m) to 42 feet (12.8 m)
Ladder	In-built for heights over 5 feet (1.52 m)
Product Code	FMH
Ordering Code	FMH-Dia-Height-Type
Example	FMH-04-08-01 indicates type 1 manhole having 4 feet dia. and 8 feet height



Ideal for:

- Municipal and industrial sewer and storm water
- Townships
- Resorts
- Catch pits for storm water lines


7. FRP manhole covers and frames

Features:

- Waterproof and weatherproof
- Non-corrosive
- Zero scrap value
- High strength to weight ratio
- Lightweight, hence ease of handling
- Various options of decorative surface designs and granite finishes
- Temperature resistance from -40°C to 80°C
- Life span of 30+ years
- Non-conducting material
- Easy installation
- Rich colours
- Safe and anti-slippery surface
- Fire retardant
- Can be designed to take on load ranging from 1.5 tonnes to 40 tonnes
- Standard designs conforming with IS:1726-1991 are 2.0, 10, 20 and 35 tonnes and EN 124 are 1.5, 12.5, 25 and 40 tonnes

RANGE & SPECIFICATIONS				
Size	Circular Manhole Cover with Frame	Rectangular	Square	Grating (Jail)
in mm	450	450 x 600	450 x 450	450 x 450
	600	450 x 900	600 x 600	600 x 600
in inches	18	18 x 24	18 x 18	18 x 18
	24	18 x 36	24 x 24	24 x 24

**Sizes mentioned for manhole covers in the table are clear opening sizes and not cover or frame sizes.*



BIOGAS PLANTS

Floating type biogas plants – FTGB

Features:

- Moulded in one piece
- Ready to use, easy to install and maintain
- Supplied in knock down condition
- Easy to assemble at site with nuts and bolts
- Leak-proof
- Can be used above the ground or underground
- Easy cleaning
- Easy to relocate, if required
- Higher capacity plants are also offered as per requirement
- Best for kitchen waste, cow dung, vegetable waste, hotel and restaurant waste

Standard accessories:

- Inlet/outlet pipes
- Inlet/outlet connection
- Gas outlet valve
- Central guide pipe system
- Spring-spider mechanism
- Biogas burner


RANGE & SPECIFICATIONS					
Code No.	Capacity (m ³)	Length (m)	Width (m)	Total Height (m)	Area (m ²)
FTGB 20-01	0.2	1	1	1.40	1.00
FTGB 50-01	0.5	1.7	1.7	1.65	2.89
FTGB 100-01	1.0	1.7	1.7	2.35	2.89
FTGB 200-01	2.0	2.03	2.03	3.14	4.12
FTGB 300-01	3.0	2.2	2.2	3.60	4.84
FTGB 400-01	4.0	2.3	2.3	3.85	5.29
FTGB 1000-01	10.0	3	3	6.30	9.00
FTGB 2000-01	20.0	4	4	7.50	16.00

For business enquiries, write to us at purifier@sintex.co.in



Standard Colour: Black

Food waste crusher, booster pump and pressurised system also available.



102

Industrial Solutions

Sintex offers a range of industrial products to meet a diverse set of needs. Choose from primary bins, chemical storage tanks, chemical processing tanks, containers, insulated crates, troughs, pallets, fish boxes, cold boxes, FRP tanks and bulk containers.

- TANKS
- CONTAINERS
- SHADE CARD
- PALLETS
- INSULATED CRATES
- FRP UNDERGROUND STORAGE TANKS
- OEM AND CUSTOM MOULDING
- ROAD SAFETY PRODUCTS

TANKS

Primary bins and vats

Cylindrical vertical tanks with open top: CV series

Features:

- Best raw material base
- Seamless construction
- Reasonable cost
- Excellent after-sales service
- Made using the latest manufacturing technique
- Maintenance-free
- Long life

Standard Colour: Natural

All CV containers are available with lids.

CV 20-01 comes with a corrugated wall.

CV 6-02 can also be offered in Dark Brown.

To be installed on a flat surface with full bottom support.



CV 200-01



CV 10-01

RANGE & SPECIFICATIONS				
Code No.	Capacity (litres)	Top OD (mm)	Bottom OD (mm)	Height (mm)
CV-03-02 (with ring)	30	360	355	390
CV-04-01	40	435	330	485
CV-04-02 (with ring)	40	360	355	465
CV-04-04	40	445	315	480
CV-05-01	50	430	410	440
CV-06-01	60	420	400	560
CV-06-02	60	465	410	540
CV-06-03 (with ring)	60	360	355	615
CV-06-04 (with ring)	60	435	425	545
CV-08-01	80	460	410	705
CV-10-01	100	515	475	625
CV-12-01	120	570	500	635

RANGE & SPECIFICATIONS				
Code No.	Capacity (litres)	Top OD (mm)	Bottom OD (mm)	Height (mm)
CV-15-01	150	570	490	900
CV-20-01 (corrugated wall)	200	580	565	900
CV-22-01	220	625	560	1000
CV-25-01	250	610	580	1045
CV-30-01	300	780	730	830
CV-50-01	500	820	735	1260
CV-50-02	500	1215	1135	600
CV-100-01	1000	1080	1000	1410
CV-100-03	1000	1200	1120	1140
CV-150-01	1500	1400	1300	1275
CV-200-01	2000	1400	1300	1680

OD: Outer Diameter

Chemical/acid storage tanks

Cylindrical vertical tanks with closed top and flat bottom: CCV series

Features:

- Best raw material base
- Seamless construction
- Reasonable cost
- Excellent after-sales service
- Made using latest manufacturing technique
- Maintenance-free
- Long life

Standard Colour: Black

To be installed on a flat surface with full bottom support.

Fittings and accessories optionally available.

RANGE & SPECIFICATIONS				
Code No.	Capacity (litres)	Outer Dia. (mm)	Height (mm)	Manhole Size (mm)
CCV-50-01	500	1030	755	400
CCV-50-02	500	910	955	400
CCV-75-01	750	1030	1120	400
CCV-100-01	1000	1100	1240	400
CCV-150-01	1500	1350	1275	400
CCV-200-01	2000	1350	1600	400
CCV-250-01	2500	1500	1700	400
CCV-300-01	3000	1500	2010	450
CCV-400-01	4000	1820	1830	510
CCV-500-01	5000	2000	1910	510
CCV-600-01	6000	1800	2705	510
CCV-600-02	6000	2000	2145	510
CCV-750-01	7500	2000	2880	510
CCV-900-01	9000	3000	1500	510
CCV-1000-02	10000	2550	2510	510
CCV-1000-03	10000	2125	3160	510
CCV-1500-01	15000	2550	3580	510
CCV-1500-02	15000	3000	2810	510
CCV-2000-01	20000	2580	4600	510
CCV-2000-02	20000	3000	3370	510
CCV-2500-01	25000	3050	4070	510

Note: Chemical Storage Tanks to be installed strictly as per our installation instructions provided with each tank.



CCV 2500-01

White chemical/acid storage tanks

White cylindrical vertical tanks with closed top and flat bottom: CCV series (WDW)

Features:

- UV stabilised
- Best raw material base
- Seamless construction
- Reasonable cost
- Excellent after-sales service
- Latest manufacturing technique
- Long life
- Maintenance-free

Standard Colour:

White exterior, Black interior

To be installed on a flat surface with full bottom support.

Fittings and accessories available on request.



CCV 500-01 (WDW)

RANGE & SPECIFICATIONS				
Code No.	Capacity (litres)	Outer Dia. (mm)	Height (mm)	Manhole Size (mm)
CCV-100-01 (WDW)	1000	1100	1240	400
CCV-150-01 (WDW)	1500	1350	1275	400
CCV-200-01 (WDW)	2000	1350	1600	400
CCV-250-01 (WDW)	2500	1500	1700	400
CCV-300-01 (WDW)	3000	1500	2010	450
CCV-400-01 (WDW)	4000	1820	1830	510
CCV-500-01 (WDW)	5000	2000	1910	510

Chemical/acid processing tanks

Cylindrical vertical tanks with conical bottom: CVC series

Features:

- Best raw material base
- Seamless construction
- Long life
- Reasonable cost
- Excellent after-sales service
- Made using latest manufacturing technique
- Maintenance-free

Standard Colour: Black

To be used with M.S. support structure.

- M.S. support structure, fittings and accessories available on request.
- M.S. support structure to be fabricated only after receipt of product at site owing to process variation.



RANGE & SPECIFICATIONS

Code No.	Capacity (litres)	Outer Dia. (mm)	Height (mm)	Manhole Size (mm)
CVC-200-01	2000	1360	1960	400
CVC-400-01	4000	1800	2160	510
CVC-500-01	5000	2000	2280	
CVC-1000-01	10000	2000	3915	510
CVC-1000-02	10000	2550	2990	510
CVC-1500-01	15000	2550	4075	510
CVC-1500-02	15000	3000	3245	510
CVC-2000-02	20000	3000	3845	510
CVC-2500-01	25000	3000	4545	510

Chemical/acid processing tanks

Cylindrical vertical tanks with disc bottom: CVD series

Features:

- Best raw material base
- Seamless construction
- Long life
- Maintenance-free
- Reasonable cost
- Excellent after-sales service
- Made using latest manufacturing technique

Standard Colour: Natural, Black

To be used with M.S. support structure.

- M.S. support structure, fittings and accessories available on request.
- M.S. support structure to be fabricated only after receipt of product at site owing to process variation.



CVD 50-01

RANGE & SPECIFICATIONS				
Code No.	Capacity (litres)	Outer Dia. (mm)	Internal Dia. (mm)	Height (mm)
CVD 30-01	300	780	730	900
CVD 50-01	500	1200	1130	720
CVD 50-02*	500	810	730	1440
CVD 100-01	1000	1200	1100	1320
CVD 150-01	1500	1200	1100	1920

*CVD 50-02 comes with a conical bottom.



Chemical/acid processing tanks

Horizontal cylindrical tanks: TH series

Features:

- Best raw material base
- Long life
- Reasonable cost
- Made using latest manufacturing technique
- Excellent after-sales service
- Maintenance-free
- Seamless construction

Standard Colour: Black

To be used with M.S. support structure.

- a) M.S. support structure, fittings and accessories available on request.
- b) M.S. support structure to be fabricated only after receipt of product at site owing to process variation.



RANGE & SPECIFICATIONS

Code No.	Capacity (litres)	Outer Dia. (mm)	Length (mm)	Manhole Size (mm)
TH-500-01	5000	1610	2810	470
TH-1000-01	10000	2000	4070	470
TH-2000-01	20000	2560	4840	470

Electroplating pickling tanks

Rectangular tanks: R series

Features:

- Best raw material base
- Seamless construction
- Reasonable cost
- Excellent after-sales service
- Made using latest manufacturing technique
- Maintenance-free
- Long life



PT 65-01

RANGE & SPECIFICATIONS

Code No.	Capacity (litres)	Length (mm)	Width (mm)	Height (mm)
R-10-01 (with lid)	100	570	570	565
R-20-01	200	1065	585	480
R-22-01	220	720	720	625
R-25-01 (with lid)	250	890	645	600
R-30-01	300	935	635	780
R-42-01	420	1965	745	415
R-48-01	480	1020	875	760
R-65-01	650	1320	870	760
R-84-01	840	1620	870	760
R-90-01	900	1620	1570	495
R-90-02	900	1065	1065	1075
R-95-01	950	1330	1180	775
R-100-01	1000	1270	1210	1030
R-100-02	1000	1930	875	755
R-110-01	1100	1350	1350	760
R-120-01	1200	1640	1180	770
R-120-03	1200	2540	870	770
R-145-01	1450	1940	1180	765
R-210-01	2100	2680	1250	815
R-300-03	3000	3650	1530	780

Mixing tanks

Cylindrical vertical tanks with open top: MT series

Features:

- Moulded out of superior grades of polyethylene
- Strong and durable
- Seamless and smooth inside-out
- Excellent chemical resistance
- Light-duty with four built-in pockets

Standard Colour: Black



MT-20-01



MT-20-01

RANGE & SPECIFICATIONS

Code No.	Capacity (litres)	Top Dia. (mm)	Bottom Dia. (mm)	Height (mm)
MT-20-01 (with lid)	200	770	610	700

CONTAINERS

Processing Crates

Processing crates: PT series

Features:

- Moulded out of superior grades of polyethylene
- Seamless and smooth inside-out
- Strong and durable
- Stain-free
- Snag-free
- Maintenance-free
- Chemical resistant
- Lightweight
- Large range to handle fabrics of all widths and types

RANGE & SPECIFICATIONS

Code No.	Capacity (litres)	Length (mm)	Width (mm)	Height (mm)
PT-30-01	300	895	590	780
PT-40-02	400	1360	1360	310
PT-48-01	480	1015	870	760
PT-65-01	650	1320	870	760
PT-84-01	840	1620	870	760
PT-95-01	950	1330	1180	775
PT-95-02	950	1635	1180	660
PT-100-01	1000	1270	1210	1030
PT-100-02	1000	1930	875	755
PT-110-01	1100	1350	1350	760
PT-120-01	1200	1640	1180	770
PT-120-02	1200	1650	930	1010
PT-120-03	1200	2540	870	770
PT-120-04 (nestable)	1200	1490	1280	770
PT-145-01	1450	1940	1180	765
PT-145-02 (nestable)	1450	1755	1230	830
PT-210-01	2100	2680	1250	815
PT-300-03	3000	3650	1530	780



Reno processing crates

Reno processing crates: RPT series

Features:

- Strong
- Vertical ribs for additional strength
- Ideal for textile, hotel, food and laundry industries

Standard Colours: Natural, Grey

To be used with M.S. support trolley with wheels.

- a) M.S. support trolley with wheels available on request.
- b) M.S. support trolley with wheels to be fabricated only after receipt of product at site owing to process variation.



RPT-145-01

RANGE & SPECIFICATIONS

Code No.	Capacity (litres)	Length (mm)	Width (mm)	Height (mm)
RPT-120-01	1200	1695	1195	780
RPT-145-01	1450	1995	1195	780

Stackable crates

Doff baskets/stackable crates: DBS series

Features:

- Moulded out of superior grades of polyethylene
- Seamless and smooth inside-out
- Strong and durable
- Maintenance-free • Stain-free
- Snag-free • Stackable
- Choice of colours for codification

Standard Colours: Natural, Light Blue, Dark Blue, Pink, Red, Yellow, Light Green, Light Grey



DBS-06-01



DBS-02-01



DBS-04-01



DBS-05-01

RANGE & SPECIFICATIONS

Code No.	Capacity (litres)	Length (mm)	Width (mm)	Height (mm)
DBS 2-01	20	405	305	225
DBS 4-01 (outer rim)	40	660	320	345
DBS 4-02	40	645	290	340
DBS 4-05	40	400	300	320
DBS 5-01	50	525	365	320
DBS 5-02	50	600	400	220
DBS 6-01 (outside handle)	60	500	500	295
DBS 6-03	60	600	400	285
DBS 6.5-01 (ribbed bottom)	60	600	400	320
DBS 7-01	70	600	400	320
DBS 8-01	80	600	400	390
DBS 9-01 (outside handle)	90	555	555	340
DBS 9-02 (stackable/nestable)	90	690	490	455
DBS 9-03	90	600	410	440
DBS 12-01 (outside handle)	120	635	635	355
DBS 14-01 (ribbed bottom)	140	990	460	315
DBS 15-01 (outside handle)	150	760	655	420
DBS 15-03-I/RN (with lid)	150	610	595	495
DBS 19-02	190	770	625	405
DBS 20-01	200	815	420	645
DBS 22-01	220	810	540	545
DBS 25-01	250	825	565	600
DBS 30-01	300	940	630	535
DBS 35-01 (with lid)	350	940	625	645
DBS 40-01	400	1090	720	645



DBS-35-01



DBS-07-01



DBS-09-02



DBS-40-01

Supertuff crates

Supertuff stackable crates: DBS series

Features:

- Maintenance-free
- Made from superior grades of polyethylene
- Lightweight yet strong
- Portable with built-in pockets, hence ease of handling
- Available in several designs for stacking

Standard Colour: Dark Blue



RANGE & SPECIFICATIONS				
Code No.	Capacity (litres)	Length (mm)	Width (mm)	Height (mm)
DBS 2-011	20	405	305	225
DBS 5-011	50	525	365	320
DBS 6-011	60	500	500	295
DBS 6.5-011 (ribbed bottom)	65	650	320	340
DBS 7-011	70	600	400	320
DBS 9-011	90	555	555	340
DBS 14-011 (ribbed bottom)	140	985	460	315
DBS 25-011	250	825	565	600
DBS 30-011	300	940	630	535

Stackable doff crates

Features:

- Made from superior grades of polyethylene
- Strong and durable
- Kiss-off type double collar rim for edge break prevention
- Angular side ribs for additional strength
- Diamond shaped ribs at the bottom to protect against wear and tear



DBS SUPERTUFF-01-12



DBS SUPERTUFF-25-12

RANGE & SPECIFICATIONS			
Code No.	Length (mm)	Width (mm)	Height (mm)
DBS 02-12	405	305	225
DBS 05-12	525	365	320
DBS 07-12	600	400	320
DBS 08-12	600	400	390
DBS 25-12	825	565	600

118

Foldable plastic crates

Features:

- Ingenious folding mechanism – folds/unfolds within seconds
- Up to 75% volume reduction
- Ideal for both food and non-food products
- High strength reduces product damage caused by bulging, breaking and stack collapsing
- Safe storage of fresh food products as well as industrial products
- Fully vented design for better ventilation and increased shelf life
- Saves warehouse space – the strong, robust design and high load capacity allows for increased stacking height
- Decreased transport costs
- Meets GMP and FDA requirements
- Can be stored between -20°C and 60°C
- 100% recyclable



RANGE & SPECIFICATIONS			
Code No.	Length (mm)	Width (mm)	Height (mm)
FDDB-4.5-01	602	404	231

Nestable crates

Nestable crates: DBN series

Features:

- Moulded out of superior grades of polyethylene
- Seamless and smooth inside-out
- Strong and durable
- Maintenance-free
- Stain-free
- Snag-free
- Nestable, hence saves floor space
- Choice of colours for codification

Standard Colours: Natural, Light Blue, Dark Blue, Pink, Red, Yellow, Light Green, Light Grey



DBN 34-01

RANGE & SPECIFICATIONS				
Code No.	Capacity (litres)	Length (mm)	Width (mm)	Height (mm)
DBN 03-01	30	500	500	245
DBN 04-01	40	515	340	335
DBN 10-01	100	792	545	440
DBN 34-01	340	1000	700	640

120

Tablet packing box

For pharmaceutical industry

Features:

- Stacking capacity: 1+3
- Central locking provision in stacking
- Ideal for tablet storage in pharma industry
- Container and lid can be supplied in the desired colour combination

Standard Colours: Natural, Grey

RANGE & SPECIFICATIONS				
Code No.	Capacity (litres)	Length (mm)	Width (mm)	Height (mm)
DBS-2.5-01	25	345	310	340



Injection moulded tablet container

For pharmaceutical industry

Features:

- Strong and sturdy
- Compact design
- Stackable
- Built-in grip for easy handling
- Label holder provision
- Easy to clean

Standard Colour: Grey box with Orange lid
Colour combinations available.



RANGE & SPECIFICATIONS				
Code No.	Capacity (litres)	Length (mm)	Width (mm)	Height (mm)
TBI 2.5-01	15	361	311	340

Pallet crates

Pallet crates: PLC series

Features:

- Best raw material base
- Seamless construction
- Made using latest manufacturing technique
- Reasonable cost
- Excellent after-sales service
- Maintenance-free
- Long life with pallet base

Standard Colours: Natural, Light Blue



PLC 100-01

RANGE & SPECIFICATIONS				
Code No.	Capacity (litres)	Length (mm)	Width (mm)	Height (mm)
PLC-028-01	280	840	840	450
PLC-032-01	320	800	750	645
PLC-50-01	500	850	850	725
PLC-60-01 (with racking grooves)	600	1100	850	760
PLC-080-01 (with lid)	800	1100	900	895
PLC-100-01	1000	1175	1000	1000

Note: PLC 50-01 and PLC 60-01 are also available with lid, if required. Lid price will be charged extra.



122

Troughs

Troughs: T series

Features:

- Best raw material base
- Seamless construction
- Reasonable cost
- Excellent after-sales service
- Made using latest manufacturing technique
- Maintenance-free
- Long life

Standard Colour: Natural



RANGE & SPECIFICATIONS				
Code No.	Capacity (litres)	Length (mm)	Width (mm)	Height (mm)
T-40-02	400	1360	1360	310
T-50-01	500	1300	1300	400
T-80-01	800	2625	1375	320

Coiler can tub

Coiler can tub: CCT series

Features:

- Made of virgin, high-impact polymers
- The rope does not come in contact with any metal part in the process, thus avoiding any damage/staining to the yarn
- Supported by a sturdy spider web MS structure made with V angles/plates and provided with heavy duty ball bearing 6" x 3" wheels for ease in movement

RANGE & SPECIFICATIONS			
Code No.	Top Dia. (mm)	Bottom Dia. (mm)	Height (mm)
CCT-280-01 (without structure)	1500	1460	1750
CCT-300-01 (without structure)	1675	1675	1675
CCT-300-02 (with structure)	1675	1675	1925

Note: We can also custom mould coiler cans in accordance with clients' specific requirements in the least time possible.

124



CCT 300-02

Multi-utility crates

Features:

- One-piece moulded
- Made from superior grade polyethylene
- Strong and durable
- Hygienic
- Easy to clean and wash



RANGE & SPECIFICATIONS

Code No.	Length (mm)	Width (mm)	Height (mm)
TR 01-01	500	400	80
TR 01-02	300	200	100
TR 01-03	485	310	100

Injection moulded industrial crates

Coiler can tub: CCT series

Features:

- Made of virgin grade raw material
- Strong, sturdy and durable
- Large range to select from
- Stackable
- FPO/Dairy crates also available
- Crates with partition also available
- Ready stock available

Standard Colour: Dark Blue

Choice of colours for large orders.



Full Closed



Full Jali



126

RANGE & SPECIFICATIONS								
Series	Code No.	Capacity (litres)	Overall Dimensions (mm)			Internal Dimensions (mm)		
			L	W	H	L	W	H
INDUSTRIAL CRATES								
400 x 300	IC 43100-CC	8	400	300	100	365	265	95
	IC 43120-CC	10	400	300	120	365	265	115
	IC 43150-CC	12	400	300	150	365	265	145
	IC 43175-CC	16	400	300	175	365	265	170
	IC 43220-CC	20	400	300	220	365	265	215
	IC 43000-LID	-	400	300	-	365	265	-
500 x 325	IC 53150-CC	18	500	325	150	465	290	140
	IC 53200-CC	26	500	325	200	465	290	190
	IC 53250-CC	30	500	325	250	465	290	240
	IC 53000-LID	-	500	325	-	465	290	-
600 x 400	IC 64120-CC	23	600	400	120	565	365	115
	IC 64150-CC	30	600	400	150	565	365	145
	IC 64175-CC	35	600	400	175	565	365	170
	IC 64200-CC	40	600	400	200	565	365	195
	IC 64220-CC	44	600	400	220	565	365	215
	IC 64225-CC	45	600	400	225	565	365	220
	IC 64245-CC	49	600	400	245	565	365	240
	IC 64285-CC	58	600	400	285	565	365	280
	IC 64320-CC	65	600	400	320	565	365	315
	IC 64375-CC	77	600	400	375	565	365	370
	IC 64425-CC	85	600	400	425	565	365	420
	IC 64425-HD	85	600	400	425	565	365	420
	IC 64485-CC	99	600	400	485	565	365	480
	IC 64000-LID	-	600	400	-	565	365	-
Crates with Partition	Partition No. 6040	-	565	365	-	-	-	-
	(35 Pockets Fixed)							
542 x 360	IC 53340-CC	56	542	360	340	510	330	335
JUMBO CRATES								
650 x 450	IC 6545315-JR	75	650	450	315	610	405	305
	IC 6545315-CH	75	650	450	315	610	405	305
	IC 6545315-CC	75	650	450	315	610	405	305
	IC 53000-LID	-	500	325	-	465	290	-
MULTIPURPOSE CRATES								
542 x 360	ICM 53290-JR	44	542	360	290	510	327	280
	ICM 53300-JR	44	542	360	300	510	327	280
	ICM 53300-CH	44	542	360	300	510	327	280

Crates are available in 400 x 300 mm series, 500 x 325 mm series, 600 x 400 mm series with multiple height options like Jumbo crates (650 x 450 x 315 mm), Banana crates (542 x 390 x 345 mm), Catering crates (542 x 360 x 340 mm) and Milk pouch crates.

Crates are available with full plain, full jali and side jali bottom pack options.

Intermediate bulk containers

Features:

- Threaded lid
- Available with option of timber/composite plastic/metal pallet base
- Ball type bottom valve
- Standard colour: Natural for containers
- Standard: For liquids with density up to 1.0
- Heavy duty: For liquids with density up to 1.2



WOODEN PALLET



PLASTIC COMPOSITE PALLET



METAL PALLET

RANGE & SPECIFICATIONS					
Code No.	Capacity (litres)	Length (mm)	Width (mm)	Height (mm)	Mouth (mm)
IBC-RM-100-01-W (wooden pallet)	1000	1200	1000	1175	150
IBC-RM-100-01-P (plastic composite pallet)	1000	1200	1000	1160	150
IBC-RM-100-01-M (metal pallet)	1000	1200	1000	1180	150

Crates (DBS/DBN)



NATURAL



LIGHT BLUE



DARK BLUE



LIGHT GREY



DARK GREY



LIGHT GREEN



YELLOW



ORANGE



PINK RED

Pallets (MOULDED)



NATURAL



BLACK



LIGHT BLUE



DARK BLUE



DARK GREEN




LIGHT GREY



DARK GREY

Insulated crates (IR)




NATURAL



LIGHT BLUE



DARK BLUE



IVORY



RED

For business enquiries, write to us at icontainers@sintex.co.in

CHEMICAL RESISTANCE CHART FOR POLYETHYLENE

Sr. No.	Chemical	Concentration	Storage Temp.		Sr. No.	Chemical	Concentration	Storage Temp.	
			20°C	60°C				20°C	60°C
1	Acetaldehyde	40%	0	N	51	Acid nitric	5% aqueous	R	R
2	Acetaldehyde	100%	0	N	52	Acid nitric	10%	R	R
3	Acetic Acid	10%	R	R	53	Acid nitric	35%	R	R
4	Acetic anhydride		N	N	54	Acid nitric	50%	N	N
5	Aceto-acetic-ester		R	R	55	Acid nitric	70%	N	N
6	Acetone		N	N	56	Acid nitric	95%	N	N
7	Acetonitrile		R	R	57	Acid oleic		N	N
8	Acetyl salicylic acid		0	0	58	Acid oxalic		R	R
9	Acetylene		R	R	59	Acid palmitic		R	R
10	Acid acetic	100% aqueous	R	R	60	Acid perchloric	10%	R	R
11	Acid acetic	60%	R	R	61	Acid phosphoric	25% aqueous	R	R
12	Acid acetic	Glacial	R	R	62	Acid phosphoric	30%	R	R
13	Acid adipic		R	0	63	Acid phosphoric	50%	R	R
14	Acid arsenic		R	R	64	Acid phosphoric	90%	R	0
15	Acid benzoic		R	R	65	Acid phosphoric	95% aqueous	0	N
16	Acid boric		R	R	66	Acid picric		R	0
17	Acid butyric		N	N	67	Acid saicylic		R	R
18	Acid carbonic		R	R	68	Acid selenic		R	R
19	Acid chlorosulphonic		N	N	69	Acid silicic		R	R
20	Acid chromic	Plating soln.	R	R	70	Acid stearic		R	R
21	Acid citric		R	R	71	Acid sulphuric	10% aqueous	R	R
22	Acid cresylic (crud)		N	N	72	Acid sulphuric	20%	R	R
23	Acid fluorosilicic	40%	R	R	73	Acid sulphuric	30%	R	R
24	Acid fluorosilicon	Conc.	R	0	74	Acid sulphuric	40%	R	R
25	Acid Formic	3% aqueous	R	R	75	Acid sulphuric	50%	R	R
26	Acid Formic	10%	R	R	76	Acid sulphuric	60%	R	R
27	Acid Formic	25%	R	R	77	Acid sulphuric	70%	R	0
28	Acid Formic	50%	R	R	78	Acid sulphuric	98%	0	N
29	Acid Formic	100%	R	R	79	Acid sulphurous	10%	R	0
30	Acid Fumes		R	R	80	Acid sulphurous	30%	N	N
31	Acid gallic		R	R	81	Acid tannic		R	R
32	Acid glycolic;	30%	R	R	82	Acrylonitrile		R	R
33	Acid hydrobromic	50%Aqueous	R	R	83	Acid tartaric	10%	R	R
34	Acid hydrobromic	100%	R	R	84	Alcohol allyl		R	N
35	Acid hydrochloric	10% aqueous	R	R	85	Alcohol amyl		R	R
36	Acid hydrochloric	22%	R	R	86	Alcohol benzyl		N	N
37	Acid hydrochloric	Conc	R	R	87	Alcohol butyl		R	R
38	Acid hydrocyanic	10%	R	R	88	Alcohol cetyl		N	N
39	Acid hydrofluoric	4% aqueous	R	R	89	Alcohol ethyl	40% aqueous	R	R
40	Acid hydrofluoric	40%	R	R	90	Alcohol ethyl	100%	R	R
41	Acid hydrofluoric	66%	R	R	91	Alcohol isopropyl		R	R
42	Acid hydrofluoric	Conc	R	R	92	Alcohol methyl	6% aqueous	R	R
43	Acid hypochlorous		R	R	93	Alcohol methyl	100%	R	R
44	Acid lactic	10%	H	R	94	Alcohol propargyl		R	R
45	Acid lactic	100%	R	R	95	Alcohol turfuryl		0	N
46	Acid maleic	25% aqueous	R	R	96	Alcoholoetyl		R	R
47	Acid maleic	50%	R	R	97	Alcohols		R	R
48	Acid maleic	Conc	R	R	98	Aliphatic esters		R	R
49	Acid methylsulphuric	50% aqueous	R	R	99	Alkyl chlorides		R	R
50	Acid Nicotinac		R	R	100	Allyl chloride		0	N

CHEMICAL RESISTANCE CHART FOR POLYETHYLENE

Sr. No.	Chemical	Concentration	Storage Temp.		Sr. No.	Chemical	Concentration	Storage Temp.	
			20°C	60°C				20°C	60°C
1	Acetaldehyde	40%	0	N	51	Acid nitric	5% aqueous	R	R
2	Acetaldehyde	100%	0	N	52	Acid nitric	10%	R	R
3	Acetic Acid	10%	R	R	53	Acid nitric	35%	R	R
4	Acetic anhydride		N	N	54	Acid nitric	50%	N	N
5	Aceto-acetic-ester		R	R	55	Acid nitric	70%	N	N
6	Acetone		N	N	56	Acid nitric	95%	N	N
7	Acetonitrile		R	R	57	Acid oleic		N	N
8	Acetyl salicylic acid		0	0	58	Acid oxalic		R	R
9	Acetylene		R	R	59	Acid palmitic		R	R
10	Acid acetic	100% aqueous	R	R	60	Acid perchloric	10%	R	R
11	Acid acetic	60%	R	R	61	Acid phosphoric	25% aqueous	R	R
12	Acid acetic	Glacial	R	R	62	Acid phosphoric	30%	R	R
13	Acid adipic		R	0	63	Acid phosphoric	50%	R	R
14	Acid arsenic		R	R	64	Acid phosphoric	90%	R	0
15	Acid benzoic		R	R	65	Acid phosphoric	95% aqueous	0	N
16	Acid boric		R	R	66	Acid picric		R	0
17	Acid butyric		N	N	67	Acid saicylic		R	R
18	Acid carbonic		R	R	68	Acid selenic		R	R
19	Acid chlorosulphonic		N	N	69	Acid silicic		R	R
20	Acid chromic	Plating soln.	R	R	70	Acid stearic		R	R
21	Acid citric		R	R	71	Acid sulphuric	10% aqueous	R	R
22	Acid cresylic (crud)		N	N	72	Acid sulphuric	20%	R	R
23	Acid fluorosilicic	40%	R	R	73	Acid sulphuric	30%	R	R
24	Acid fluorosilicon	Conc.	R	0	74	Acid sulphuric	40%	R	R
25	Acid Formic	3% aqueous	R	R	75	Acid sulphuric	50%	R	R
26	Acid Formic	10%	R	R	76	Acid sulphuric	60%	R	R
27	Acid Formic	25%	R	R	77	Acid sulphuric	70%	R	0
28	Acid Formic	50%	R	R	78	Acid sulphuric	98%	0	N
29	Acid Formic	100%	R	R	79	Acid sulphurous	10%	R	0
30	Acid Fumes		R	R	80	Acid sulphurous	30%	N	N
31	Acid gallic		R	R	81	Acid tannic		R	R
32	Acid glycolic;	30%	R	R	82	Acrylonitrile		R	R
33	Acid hydrobromic	50%Aqueous	R	R	83	Acid tartaric	10%	R	R
34	Acid hydrobromic	100%	R	R	84	Alcohol allyl		R	N
35	Acid hydrochloric	10% aqueous	R	R	85	Alcohol amyl		R	R
36	Acid hydrochloric	22%	R	R	86	Alcohol benzyl		N	N
37	Acid hydrochloric	Conc	R	R	87	Alcohol butyl		R	R
38	Acid hydrocyanic	10%	R	R	88	Alcohol cetyl		N	N
39	Acid hydrofluoric	4% aqueous	R	R	89	Alcohol ethyl	40% aqueous	R	R
40	Acid hydrofluoric	40%	R	R	90	Alcohol ethyl	100%	R	R
41	Acid hydrofluoric	66%	R	R	91	Alcohol isopropyl		R	R
42	Acid hydrofluoric	Conc	R	R	92	Alcohol methyl	6% aqueous	R	R
43	Acid hypochlorous		R	R	93	Alcohol methyl	100%	R	R
44	Acid lactic	10%	H	R	94	Alcohol propargyl		R	R
45	Acid lactic	100%	R	R	95	Alcohol turfuryl		0	N
46	Acid maleic	25% aqueous	R	R	96	Alcoholoetyl		R	R
47	Acid maleic	50%	R	R	97	Alcohols		R	R
48	Acid maleic	Conc	R	R	98	Aliphatic esters		R	R
49	Acid methylsulphuric	50% aqueous	R	R	99	Alkyl chlorides		R	R
50	Acid Nicotinac		R	R	100	Allyl chloride		0	N

CHEMICAL RESISTANCE CHART FOR POLYETHYLENE

Sr. No.	Chemical	Concentration	Storage Temp.		Sr. No.	Chemical	Concentration	Storage Temp.	
			20°C	60°C				20°C	60°C
201	Creosote		N	N	251	Fuel oil		O	N
202	Cresols		N	N	252	Furfural		O	N
203	Cupric chloride		R	R	253	Furfuryl Alcohol		R	R
204	Cupric nitrate		R	R	254	Gasoline		O	O
205	Cyclohexanone		N	N	255	Gelatine		R	R
206	Cyclohexanol		N	N	256	Gin		R	R
207	Detergents, synthetic	(Normal User Condition)	R	R	257	Giucose		R	R
208	Developers, photographic		R	R	258	Glycerine		R	-R
209	Dextrin		R	R	259	Glycol		R	R
210	Dextrose		R	R	260	Grapesugar	Sat.Soln.alc	R	R
211	Diazo Salt		R	R	261	Heptane	a	O	O
212	Dibuty Phthalate		O	O	262	Hertiary Hexanol		R	R
213	Dichlorobenzene		N	N	263	Hexachlorobenzene		R	O
214	Diethyl ether		N	N	264	Hexadecanol		N	N
215	Diethyl glycol		R	R	265	Hexamethylene diamine		R	R
216	Diethylketone		O	O	266	Hexamine		R	R
217	Dimethyl carbinol		R	O	267	Hexanol, Tertiary		R	R
218	Dimethylamine		N	N	268	Hydrazine		R	R
219	Diocetyl phthalate		O	N	269	Hydrogen		R	R
220	Disodium phosphate		R	R	270	Hydrogen bromide Dry		R	R
221	Emulsifiers	All conc.	R	R	271	Hydrogen chloride Dry		R	R
222	Emulsions, photographic		R	R	272	Hydrogen peroxide	3% (10vols)	R	R
223	Esters		O	O	273	Hydrogen peroxide	12% (14vols)	R	R
224	Ether		N	N	274	Hydrogen peroxide	30% (1 00 vols)	R	N
225	Ethyl acetate		O	N	275	Hydrogen peroxide	90% & above	R	N
226	Ethyl Benzene		N	N	276	Hydrogen phosphide		R	R
227	Ethyl butyrate		O	N	277	Hydrogen sulphide		R	R
228	Ethyl chloride		N	N	278	Hydroquinone		R	R
229	Ethyl Ether		N	N	279	Hypochlorites		R	R
230	Ethyl formate		N	N	280	Hypochlorites(Na 12-14%)		R	R
231	Ethylene chloride		N	N	281	Inks	Soln.	R	R
232	Ethylene dichloride		N	N	282	Iodine.	Soln. in pot	O	N
233	Ethylene glycol		R	R	283	Lead acetate	Sat.Soln.	R	R
234	Ethylene oxide		R	O	284	Lead arsenate		R	R
235	Fatty acid(>C6)		R	R	285	Lead nitrate		R	R
236	Ferric chloride		R	R	286	Lead perchlorate		O	O
237	Ferric nitrate		R	R	287	Lead plating		R	R
238	Ferric sulphate		R	R	288	Lead tera-ethyl		R	R
239	Ferrous ammounium citrate		R	R	289	Lime(CaO)		R	R
240	Ferrous chloride		R	R	290	Linseed oil		O	N
241	Ferrous sulphate		R	R	291	Liquid chloride		N	N
242	Fish solubles		R	R	292	Lube oil		N	N
243	Fixing solution, photographic		R	R	293	Lye		R	R
244	Fluoboric Acid		R	R	294	Maganese sulphate		R	R
245	Fluorine		O	N	295	Magnesium carbonate		R	R
246	Fluorosilic acid		R	R	296	Magnesium chloride		R	R
247	Flurinated refrigerants		R	N	297	Magnesium hydroxide		R	R
248	Formoldehyde	40% aqueous	R	R	298	Magnesium nitrate		R	R
249	Fructose		R	R	299	Magnesium sulphate		R	R
250	Fruit pulp		R	R	300	Manganate,potassium(k)		R	R

CHEMICAL RESISTANCE CHART FOR POLYETHYLENE

Sr. No.	Chemical	Concentration	Storage Temp.		Sr. No.	Chemical	Concentration	Storage Temp.	
			20°C	60°C				20°C	60°C
301	Meat juices		R	R	351	Potassium acid sulphate		R	R
302	Mercuric chloride		R	R	352	Potassium antimonate		R	R
303	Mercuric cyanide		R	R	353	Potassium bicarbonate		R	R
304	Mercurous nitrate		R	R	354	Potassium bisulphide		R	R
305	Mercury		R	R	355	Potassium bisulphide		R	R
306	Metallic soaps		R	O	356	Potassium borate		R	R
307	Methanol		R	N	357	Potassium bromate		R	R
308	Methyl acetate		N	N	358	Potassium bromide		R	R
309	Methyl bromide		N	N	359	Potassium carbonate		R	R
310	Methyl chloride		N	N	360	Potassium chlorate		R	R
311	Methyl ethyl ketone		O	N	361	Potassium chloride,		R	R
312	Methyl isobutyl ketone		N	N	362	Potassium chromate		R	R
313	Methylated spirit		R	R	363	Potassium cuprocyanide		R	R
314	Methylene chloride		O	N	364	Potassium cyanide		R	R
315	Methylene chloride	100%	O	N	365	Potassium dichromate		O	N
316	Milk		R	R	366	Potassium Ferrocyanide		R	R
317	Mineral Oils		R	O	367	Potassium Fluoride		R	R
318	Moist air		R	R	368	Potassium hydroxide	1 % aqueous	O	N
319	Molasses		R	R	369	Potassium hydroxide	10%	R	R
320	Monochlorobenzene		N	N	370	Potassium hydroxide	Conc	O	N
321	Monoethanolamine		N	N	371	Potassium hypochlorite		R	R
322	Naphtha		O	N	372	Potassium nitrate		R	R
323	Naphthalene		O	N	373	Potassium perborate		R	R
324	n-Butyl acetate		N	N	374	Potassium perchlorate		R	R
325	Nickel sulphate		R	R	375	Potassium permanganate		R	R
326	Nicket Chloride		R	R	376	Potassium persulphate		R	R
327	Nicket nitrate		R	R	377	Potassium phosphate		R	R
328	Nicket plating Solu.		R	R	378	Potassium sulphate		R	R
329	Nicotine		R	R	379	Potassium sulphide		R	R
330	Nitrobenzene		N	N	380	Potassium sulphite		R	R
331	n-Octane		R	R	381	Potassium Terricyanide		R	R
332	n-Propyl Alcohol		R	R	382	Potassium thiosulphate		R	R
333	Oxygen		R	O	383	Propylene chloride		R	R
334	Ozone		N	N	384	Propylene dichloride		N	N
335	Paraffin		O	N	385	Propylene glycol		R	N
336	Pentachloride		R	R	386	Pyridine		R	R
337	Perchloroethylene		N	N	387	Resorcinol		R	R
338	Petrol		N	N	388	Salicyl aldehyde		R	R
339	Petroleum ether		N	N	389	Sea water		R	N
340	Phenol		N	N	390	shortening		R	R
341	Phenol		R	R	391	Silicone fluids		O	N
342	Phosgene	Gas	R	N	392	Silver cyanide		R	R
343	Phosphorous oxychloride		N	N	393	Silver nitrate		R	R
344	Phosphorous pentoxide		R	R	394	Silver plating Solu.		R	R
345	Phosphorous trichloride		R	R	395	Soap solution		R	R
346	Photographic developers		R	R	396	Sodium acetate	Saturated Sol	R	R
347	Photographic emulsions		R	R	397	Sodium acid sulphate		R	R
348	Photographic fixing solution		R	R	398	Sodium aluminate		R	R
349	Phthalic acid		R	R	399	Sodium antimonate		R	R
350	Polyacrylic acid emulsions		R	R	400	Sodium benzoate		R	R

CHEMICAL RESISTANCE CHART FOR POLYETHYLENE

Sr. No.	Chemical	Concentration	Storage Temp.		Sr. No.	Chemical	Concentration	Storage Temp.	
			20°C	60°C				20°C	60°C
401	Sodium bicarbonate		R	R	441	Sulphur	Dry	R	R
402	Sodium bisulphate		R	R	442	Sulphur	Moist	R	R
403	Sodium bisulphite		R	R	443	Sulphur trioxide		N	N
404	Sodium borate		R	R	444	Surace active agents	Normal	R	R
405	Sodium bromide		R	R	445	Tallow		R	R
406	Sodium carbonate		R	R	446	Tanning extracts		R	R
407	Sodium chlorate		R	R	447	Tatrahydrofuran		O	N
408	Sodium chloride		R	R	448	Tetrahydronaphthalene		N	N
409	Sodium cyanide		R	R	449	Tin Plating Solu.		N	N
410	Sodium dichromate		R	R	450	Titanium tetrachloride		N	N
411	Sodium ferricyanide		R	R	451	Titanium trichloride		N	N
412	Sodium ferrocyanide		R	R	452	Toluene		O	O
413	Sodium fluoride		R	R	453	Transform oil		O	N
414	Sodium hydroxide	1% aqueous	R	R	454	Trichlore thylene		N	N
415	Sodium hydroxide	10%	R	R	455	Trichloro benzene		N	N
416	Sodium hydroxide	40%	R	R	456	Triethylene Glycol		R	R
417	Sodium hydroxide	Cone.	R	R	457	Trisodium phosphate		R	R
418	Sodium hypochloride	15% chlorine	R	R	458	Tristhanolamine		O	N
419	Sodium hypochlorite		R	R	459	Tritoiyl phosphate		N	N
420	Sodium metaphosphate		R	R	460	Trricrsyl phosphate		O	N
421	Sodium nitrate		R	R	461	Turpentine		O	N
422	Sodium nitrite		R	R	462	Uria		R	R
423	Sodium Paraborate		R	R	463	Urine		R	R
424	Sodium peroxide		R	R	464	Vanilla extract		R	R
425	Sodium phosphate		R	R	465	Vegetabil oils		O	N
426	Sodium silicate		R	R	466	Vineger		R	R
427	Sodium sulphate	25%Aqueous	R	R	467	Water		R	R
428	Sodium sulphate	Conc	R	R	468	Wetting agents	Normal	R	R
429	Sodium sulphide		R	R	469	Wetting agents	Dilutions	R	R
430	Sodium sulphite		R	R	470	Whey		R	O
431	Sodium thiosulphate		R	R	471	Whiskey		R	O
432	Sodiumperborate		R	R	472	Wine and spirit		R	R
433	Soft soap		R	R	473	Xylene		O	O
434	Stannic chloride		R	R	474	Yeast		R	R
435	Stannous chloride		R	R	475	Zinc Bromide		R	R
436	Strach		R	R	476	Zinc carbonate		R	R
437	Sugar syrups & Jams		R	R	477	Zinc chloride		R	R
438	Sulphamic acid		O	O	478	Zinc oxide		R	R
439	Sulphar chlorides		R	R	479	Zinc stearate		R	R
440	Sulphur	Callodial	R	R	480	Zinc sulphate		R	R

PALLETS




RANGE & SPECIFICATIONS							
Code No.	Length (mm)	Width (mm)	Height (mm)	Description	Static	Dynamic	Racking
(POPULAR) MOULDED NON-REVERSIBLE 2-WAY ENTRY (HS SERIES)							
PNR 2 HS 0810-02	1000	800	145	3 longitudinal skids, entry from width side, plain top	✓	✓	✓
PNR 2 HS 0812-05	1200	800	170	3 longitudinal skids, entry from width side, plain top	✓	✓	✓
PNR 2 HS 0813-01	1300	800	150	3 longitudinal skids, entry from width side, plain top	✓	✓	✓
PNR 2 HS 1010-02	1000	1000	150	3 longitudinal skids, entry from length side, plain top	✓	✓	✓
PNR 2 HS 1010-07	1000	1000	160	3 longitudinal skids, entry from length side, plain top	✓	✓	✓
PNR 2 HS 1012-01	1200	1000	150	3 longitudinal skids, entry from length side, plain top	✓	✓	✓
PNR 2 HS 1012-02	1200	1000	150	3 longitudinal skids, entry from width side, plain top	✓	✓	✓
PNR 2 HS 1012-03	1200	1000	150	3 longitudinal skids, entry from width side, plain top, racking grooves	✓	✓	✓
PNR 2 HS 1012-08	1200	1000	150	3 longitudinal skids, entry from width side, corrugated top	✓	✓	✓
PNR 2 HS 1012-09	1200	1000	170	3 longitudinal skids, entry from width side, plain top	✓	✓	✓
PNR 2 HS 1111-02	1100	1100	150	3 longitudinal skids, entry from length side, plain top	✓	✓	✓
PNR 2 HS 1111-53	1100	1100	150	3 longitudinal skids, entry from length side, corrugated top	✓	✓	✓
PNR 2 HS 1212-01	1200	1200	170	3 longitudinal skids, entry from length side, corrugated top with border		✓	✓
PNR 2 HS 1212-02	1200	1200	170	3 longitudinal skids, entry from length side, corrugated top	✓	✓	✓
PNR 2 HS 1212-04	1200	1200	170	3 longitudinal skids, entry from length side, plain top	✓	✓	✓
PNR 2 HS 1212-05	1200	1200	155	3 longitudinal skids, entry from length side, corrugated top	✓	✓	✓
PNR 2 HS 1212-06	1200	1200	175	3 longitudinal skids, entry from length side, plain top with safety edge (border), racking grooves	✓	✓	✓

Features:

- Cost-effective
- Rotproof
- Compatible with all existing lifting systems
- Easy to clean and wash




PNR 2 E-HS



PNR 2 HS 333



PNR 2 HS 444



PNR 2 HS REVERSIBLE



PNR 4 HS 333



PNR 2 HS 222

RANGE & SPECIFICATIONS							
Code No.	Length (mm)	Width (mm)	Height (mm)	Description	Static	Dynamic	Racking
(POPULAR) MOULDED NON-REVERSIBLE 2-WAY ENTRY (EHS SERIES)							
PNR 2 E-HS 1012-01	1200	1000	145	3 longitudinal skids, entry from width side, with plain top	✓	✓	✓
PNR 2 E-HS 1012-02	1200	1000	150	3 longitudinal skids, entry from width side, with plain top and racking grooves	✓	✓	✓
PNR 2 E-HS 1212-01	1200	1200	150	3 longitudinal skids, entry from length side, with plain top	✓	✓	✓
PNR 2 E-HS 1215-01	1500	1200	150	3 longitudinal skids, entry from length side, with plain top	✓	✓	✓
(POPULAR) MOULDED NON-REVERSIBLE 2-WAY ENTRY (222 HS SERIES)							
PNR 2 HS 0812-222	1200	800	150	3 longitudinal skids, entry from width side, plain top	✓	✓	✓
PNR 2 HS 0812-223	1200	800	150	3 longitudinal skids, entry from width side, chequered top, racking and strapping grooves	✓	✓	✓
PNR 2 HS 0909-222	900	900	150	3 longitudinal skids, entry from length side, plain top	✓	✓	✓
PNR 2 HS 1010-222	1000	1000	150	3 longitudinal skids, entry from length side, plain top	✓	✓	✓
PNR 2 HS 1010-222-R	1000	1000	150	3 longitudinal skids, entry from length side, plain top with racking frames	✓	✓	✓
PNR 2 HS 1012-222	1200	1000	150	3 longitudinal skids, entry from width side, plain top	✓	✓	✓
PNR 2 HS 1212-222	1200	1200	155	3 longitudinal skids, entry from length side, plain top	✓	✓	✓
(POPULAR) MOULDED NON-REVERSIBLE 4-WAY ENTRY (222 HS SERIES)							
PNR 4 HS 0909-222	900	900	135	9 legs, standard top	✓	✓	✗
PNR 4 HS 1012-222	1200	1000	165	9 legs, plain top	✓	✓	✗
(POPULAR) MOULDED NON-REVERSIBLE 2-WAY ENTRY (333 HS SERIES)							
PNR 2 HS 0812-333	1200	800	167	3 longitudinal skids, entry from width side, with plain top, racking grooves	✓	✓	✓
PNR 2 HS 1012-333	1200	1000	167	3 longitudinal skids, entry from width side, with plain top, racking grooves	✓	✓	✓
PNR 2 HS 1012-3332	1200	1000	167	3 longitudinal skids, entry from length side, with plain top, racking grooves	✓	✓	✓
PNR 2 HS 1012-3334	1200	1000	167	3 longitudinal skids, entry from length side, chequered top racking grooves	✓	✓	✓
PNR 2 HS 1012-3335	1200	1000	167	3 longitudinal skids, entry from length side small chequered top racking grooves	✓	✓	✓
PNR 2 HS 1212-333	1200	1200	167	3 longitudinal skids, entry from length side, with plain top, racking grooves	✓	✓	✓
PNR 2 HS 1212-3331	1200	1200	167	3 longitudinal skids, entry from length side, plain top, with safety edge (border), and strapping and racking grooves	✓	✓	✓
	1200	1200	167	3 longitudinal skids, entry from length side, chequered top racking grooves	✓	✓	✓
(POPULAR) MOULDED NON-REVERSIBLE 4-WAY ENTRY (333 HS SERIES)							
PNR 4 HS 1010-333	1000	1000	167	9 legs, plain top	✓	✓	✗
PNR 4 HS 1012-333	1200	1000	167	9 legs, plain top	✓	✓	✗
PNR 4 HS 1012-3332	1200	1000	167	9 legs, plain top, racking and strapping grooves	✓	✓	✗
PNR 4 HS 1212-333	1200	1200	167	9 legs, plain top	✓	✓	✗
(POPULAR) MOULDED NON-REVERSIBLE 2-WAY ENTRY (444 HS SERIES)							
PNR 2 HS 1012-444	1200	1000	150	3 longitudinal skids, entry from width side, plain top	✓	✓	✓
PNR 2 HS 1212-444-R	1200	1200	150	3 longitudinal skids, entry from length side, plain top with racking grooves	✓	✓	✓

RANGE & SPECIFICATIONS							
Code No.	Length (mm)	Width (mm)	Height (mm)	Description	Static	Dynamic	Racking
(POPULAR) MOULDED NON-REVERSIBLE 4-WAY ENTRY (HS SERIES)							
PNR 4 HS 0709-01	915	700	150	9 legs, plain top	✓	✓	✗
PNR 4 HS 0709-02	925	740	175	9 legs, plain top	✓	✓	✗
PNR 4 HS 0810-02	1000	800	185	9 legs, standard top	✓	✓	✗
PNR 4 HS 0810-03	1085	830	165	9 legs, plain top	✓	✓	✗
PNR 4 HS 0812-02	1200	800	170	9 legs, plain top	✓	✓	✗
PNR 4 HS 0909-02	900	900	150	9 legs, standard top	✓	✓	✗
PNR 4 HS 0911-03	1170	910	155	9 legs, plain top	✓	✓	✗
PNR 4 HS 1010-01	1000	1000	200	9 legs, standard top	✓	✓	✗
PNR 4 HS 1010-03	1000	1000	200	9 legs, plain top	✓	✓	✗
PNR 4 HS 1012-01	1200	1000	195	9 legs, standard top	✓	✓	✗
PNR 4 HS 1012-07	1200	1000	195	9 legs, plain top	✓	✓	✗
PNR 4 HS 1012-112	1200	1000	150	3 longitudinal skids, restricted entry from length side, plain top	✓	✓	✓
PNR 4 HS 1012-14	1200	1000	175	3 longitudinal skids, restricted entry from length side, corrugated top	✓	✓	✓
PNR 4 HS 1212-01	1200	1200	190	9 legs, standard top	✓	✓	✗
PNR 4 HS 1212-03	1210	1210	170	9 legs, plain top	✓	✓	✗
PNR 4 HS 1216-01	1600	1200	140	9 legs, plain top	✓	✓	✗
PNR 4 HS 1616-01	1600	1600	160	9 legs, plain top	✓	✓	✗
(REGULAR) MOULDED REVERSIBLE 2-WAY ENTRY (HS SERIES)							
PRR 2 HS 1012-03	1275	1000	160	Entry from length side, plain top	✓	✓	✓
PRR 2 HS 1111-01	1100	1100	180	Entry from length side, corrugated top	✓	✓	✓
PRR 2 HS 1212-01	1200	1200	140	Entry from length side, corrugated top	✓	✓	✓
PRR 2 HS 1212-02	1200	1200	175	Entry from length side, drum pallet	✓	✓	✓
(PERFORATED) MOULDED NON-REVERSIBLE 2/4-WAY ENTRY							
PNR 2 HS 1012-010	1200	1050	150	3 longitudinal skids, entry from width side, with perforated top	✓	✓	✓
PNR 2 HS 1012-224	1200	1000	150	3 longitudinal skids, entry from width side, with perforated top	✓	✓	✓
PNR 4 1010-51	1000	1000	150	9 legs, perforated top	✓	✓	✗
PNR 4 1111-51	1120	1120	145	9 legs, perforated top	✓	✓	✗
PNR 4 HS 1012-12	1200	1000	150	3 longitudinal skids, restricted entry from width side, with perforated top	✓	✓	✓
PNR 4 HS 1012-13	1200	1000	150	3 longitudinal skids, restricted entry from length side, with perforated top	✓	✓	✓
POLY PALLETS							
PNR 2 SP 1010-05	1000	1000	125	SP series (superior polymer)	✓	✓	✓
PNR 2 SP 1012-05	1200	1000	125	SP series (superior polymer)	✓	✓	✓
PNR 2 SP 1212-05	1200	1200	125	SP series (superior polymer)	✓	✓	✓
PSNR SP 1570-05	1500	760	125	SP series (superior polymer)	✓	✗	✗
EP SERIES							
PSNR EP 1012-05	1200	1000	125	EP series (engineering polymer)	✓	✗	✗
PSNR EP 1212-05	1200	1200	125	EP series (engineering polymer)	✓	✗	✗
PSNR EP 1507-05	1500	760	125	EP series (engineering polymer)	✓	✗	✗
DUNNAGE PALLET – DP SERIES PALLETS							
PSNR DP 0812-05	1200	800	104	2-way entry from width side fabricated pallet	✓	✓	✓
PSNR DP 1012-05	1200	1000	104	2-way entry from width side fabricated pallet	✓	✓	✓
PSNR DP 1212-05	1200	1200	104	2-way entry from width side fabricated pallet	✓	✓	✓
INJECTION MOULDED PALLETS							
PNR 4 INJ-EP 1010-BK	1000	1000	135	Injection moulded export pallets	✓	✓	✓
PNR 4 INJ-EP 1012-BK	1200	1000	140	Perforated and nestable type pallets (Black in colour)	✓	✓	✗
PNR 4 INJ-EP 1012-DB	1200	1000	140	Perforated and nestable type pallets (Blue in colour)	✓	✓	✗
PNR 4 INJ 1012-L1	1200	1000	160	Perforated pallet with 3 longitudinal skids and strapping hooks	✓	✓	✓
PNR 4 INJ 1012-M1	1200	1000	160	Perforated pallet with 3 longitudinal skids and strapping hooks	✓	✓	✓
PNR 4 INJ1012-H1	1200	1000	160	Perforated pallet with 3 longitudinal skids and strapping hooks	✓	✓	✓
BLOW MOULDED PALLET – BM SERIES PALLETS							
PNR 4 BM 1012-16	1200	1000	150	Blow moulded pallet with 16 kg weight	✓	✓	✗
PNR 4 BM 1012-18	1200	1000	150	Blow moulded pallet with 16 kg weight	✓	✓	✗
NEW ECOPAL PALLETS							
PNR 4 E 1111-01	1120	1120	125	9 legs, 4-way entry, plain top	✓	✓	✗
SPILLAGE PALLETS							
PNR 2 SL 1313-01	1300	1300	200	Spillage pallet with FRP gratings	✓	✗	✗

Note: Above mentioned HS series pallets also available without HS (i.e. without steel reinforcement).




BLOW MOULDED BM SERIES PALLET



INJECTION MOULDED EXPORT PALLET



PNR 4 1010-51



PNR 4 HS 1012-12




**PNR 2 HS 1012-010
(PERFORATED TOP)**




SP SERIES



PNR 4 INJ



NEW ECOPAL PALLET




SPILLAGE PALLET



DUNNAGE DM SERIES PALLET



WAREHOUSING EP SERIES PALLET



INJECTION MOULDED PALLET

For business enquiries, write to us at pallets@sintex.co.in

INSULATED CRATES

General purpose insulated boxes

Features:

- Made from FDA approved grades of polyethylene materials in double wall construction by a unique moulding process
- Rigid PUF (Polyurethane Foam) being used as insulation material
- Superior grade fittings and hardware
- Hygienic
- Strong and durable
- Leak-proof, rustproof and corrosion-free
- Keeps things stored in hot/cold condition for longer periods
- Available in elegant colours
- Built-in space to print message logo and brand name



IR 12-02



IR 5-01



IR 10-01



IR 22-01

RANGE & SPECIFICATIONS						
Code No.	Capacity (litres)	Length (mm)	Width (mm)	Height (mm)	Product Features	Available Colours
SMALL SIZE INSULATED BOXES						
IR 1-01	10	375	250	170	Compact, hygienic, economical, ideal replacement for thermocol boxes	Red, Light Blue
IR 2-01	20	370	300	300	Compact, hygienic, economical, ideal replacement for thermocol boxes	Red, Light Blue
IR 2-011	20	360	290	320	Compact, hygienic, economical with hinges and accessories	Red, Light Blue
IR 2-02	20	405	285	260	Compact, hygienic, economical, ideal replacement for thermocol boxes	Red, Light Blue
IR 2.5-01	25	390	320	310	Available with hinge and access	Red, Light Blue
IR 2.5-011	25	390	320	333	Available with hinge and access	Red, Light Blue
IR 2-06	22	390	320	220	Available with additional small openable lid	Red, Light Blue
IR 2-06	22	475	382	220	Available with hinge, accessories and lid	Red, Light Blue
IR 5-01	50	570	400	395	Compact, hygienic with hinge and accessories	Red, Light Blue
IR 5-011	50	550	385	380	Compact, hygienic, economical with hinge and accessories	Red, Light Blue
IR 5-07	50	560	420	365	Available with additional small openable lid	Red, Light Blue
IR 5-013	50	560	420	365	Available with small openable lid and standard accessories	Red, Blue
IR 6-01	60	570	425	440	Available without drain plug	Red, Light Blue
IR 6-011	60	570	425	440	Compact, hygienic and economical without drain	Red, Light Blue
IR 6-05	60	550	420	420	With small lid, hinges, drain and lock	Red, Light Blue
MEDIUM SIZE INSULATED BOXES						
IR 7-01	70	655	505	515	Extra insulation thickness, in-built pocket handle	Red, Light Blue
IR 7-02	70	655	505	575	Extra insulation thickness available with additional small openable lid	Red, Light Blue
IR 7-03	70	510	510	500	Available with additional small openable lid	Red, Light Blue
IR 7-04	70	700	550	340	Available with additional small openable lid	Red, Light Blue
IR 10-01	100	770	545	460	Available with standard hinge and accessories, drain	Red, Light Blue
IR 10-07	100	735	530	530	With small lid and pultruded rod, drain and lock	Ivory, Green, Red
IR 12-01	120	610	610	625	Hygienic with hinge and accessories	Red, Light Blue
IR 12-02	120	610	610	635	Available with small openable lid	Red, Light Blue
IR 15-01	150	850	600	540	Available with hinge and accessories	Red, Light Blue
IR 15-03	150	800	570	775	Available with additional small openable lid and drain hole with in-built pocket handle, 4 locks	Red, Light Blue
IR 15-04	150	800	570	775	Available with openable lids, pultruded rod, handles and drains	Red, Blue
LARGE SIZE INSULATED BOXES						
IR 22-01	220	950	580	700	Available with lock, suitable for transporting perishable items	Ivory, Red
IR 33-01	330	1320	580	700	Moulded with special projections for keeping 3 ice pads	Ivory, Red
IR 56-02	560	1100	900	995	Insulated box with pallet base and 2 drain holes	Red, Light Blue



IR 10-07



IR 15-04



IRE 8-01

Fish boxes/insulated shippers

Features:

- Made from FDA approved grades of polyethylene material in double wall construction by a unique moulding process
- Rigid PUF (Polyurethane Foam) being used as insulation material
- 100% hygienic
- Tight fittings to keep ice melting rate in line with the best in the world
- Available with rubber clamps for locking lid to prevent corrosion
- Drainage plugs at bottom for water removal
- Tapered inner bottom for maximum drainage
- Lid with suitable gasket for better temperature retention
- Robust construction for very long life
- Tested and approved by Indian Institute of Packaging
- Models available under MPEDA subsidy
- Stackable up to 3-4 units
- No prominent projections hence easy transportation
- Moulded-in handles



IR 7-21

RANGE & SPECIFICATIONS						
Code No.	Capacity (litres)	Length (mm)	Width (mm)	Height (mm)	Product Features	Available Colours
IR 5-21	50	575	405	450	In-built hooks for lid closing with rubber clamps, threaded drain plugs 1 no. for draining	Ivory, Red
IR 7-21	70	746	485	379	In-built hooks for lid closing with rubber clamps, threaded drain plugs 1 no. for draining	Ivory, Red
IR 10-21	100	815	532	440	In-built hooks for lid closing with rubber clamps, threaded drain plugs 1 no. for draining	Ivory, Red
IR 22-21	220	985	580	615	In-built hooks for lid closing with rubber clamps, threaded drain plugs 2 nos. for draining	Ivory, Red
IR 31-21	310	915	710	760	In-built hooks for lid closing with rubber clamps, threaded drain plugs 2 nos. for draining	Ivory, Red
IR 33-21	330	1004	755	720	In-built hooks for lid closing with rubber clamps, 4-way entry type pallet base, threaded drain plugs 2 nos. for draining	Ivory, Red
IR 38-21	380	995	750	755	In-built hooks for lid closing with rubber clamps, 4-way entry type pallet base, threaded drain plugs 4 nos. for draining	Ivory, Red
IR 46-21	460	1225	1030	670	In-built hooks for lid closing with rubber clamps, 4-way entry type pallet base, threaded drain plugs 4 nos. for draining	Ivory, Red
IR 66-21	660	1220	1025	890	In-built hooks for lid closing with rubber clamps, 4-way entry type pallet base, threaded drain plugs 4 nos. for draining	Ivory, Red
IR 100-21	1000	1785	1065	820	In-built hooks for lid closing with rubber clamps, 4-way entry type pallet base, threaded drain plugs 4 nos. for draining	Ivory, Red

Premium boxes



RANGE & SPECIFICATIONS						
Code No.	Capacity (litres)	Length (mm)	Width (mm)	Height (mm)	Product Features	Available Colours
IRE 1-01	10	375	260	210	2 hinges, 1 lock, 1 strap, gasket	Red, Dark Blue
IRE 2-01	20	410	285	295	2 hinges, 1 lock, 1 strap, gasket	Red, Dark Blue
IRE 2.5-01	25	390	315	350	2 hinges, 2 locks, 1 strap, gasket	Red, Dark Blue
IRE 3.5-01	35	480	367	430	2 hinges, 2 locks, 1 strap, gasket	Red, Dark Blue
IRE 5-01	50	560	395	410	3 hinges, 2 locks, 4 handles, 1 drain	Red, Dark Blue
IRE 6-01	60	565	420	465	2 hinges, 2 locks, 2 handles, 1 drain	Red, Dark Blue
IRE 8-01	80	900	445	435	2 hinges, 2 locks, 2 handles, 1 drain with wheel, handle and pultruded rod	Red, Ivory
IRE 10-01	100	770	540	485	3 hinges, 2 locks, 4 handles, 1 drain	Red, Dark Blue
IRE 13-01	130	990	470	500	2 hinges, 2 locks, 2 handles, 1 drain	Red, Dark Blue
IRE 15-01	150	840	590	530	3 hinges, 2 locks, 4 handles, 1 drain	Red, Dark Blue
IRE 20-01	200	1340	480	540	4 hinges, 3 locks, 4 handles, 1 drain	Red, Dark Blue

Cooler can boxes

RANGE & SPECIFICATIONS						
Code No.	Capacity (litres)	Length (mm)	Width (mm)	Height (mm)	Product Features	Available Colours
IRIB 5-01	55	630	401	375	Extra PUF thickness	Red, Dark Blue



Designer boxes

RANGE & SPECIFICATIONS						
Code No.	Capacity (litres)	Length (mm)	Width (mm)	Height (mm)	Product Features	Available Colours
IRD 5-01	50	515	415	420	Glossy finish box, 2 hinges, 1 lock	Red, Dark Blue
IRD 5-02	50	550	405	415	Matt finish box with hinges and locks	Red, Dark Blue



IRD 5-02



IRD 5-01

For business enquiries, write to us at ibox@sintex.co.in

Vaccine carriers and cold boxes



IVB 5-02



IVB 2-01

RANGE & SPECIFICATIONS						
Code No.	Capacity (litres)	Length (mm)	Width (mm)	Height (mm)	Product Features	Available Colours
IVB 2-01	1.6	243	243	260	Vaccine carrier with 4 ice packs	Grey
IVB 2.5-02	8	550	515	440	Cold box with 32 ice packs	Grey
IVB 5-02	21	790	520	570	Cold box with 49 ice packs	Grey
IP-300	0.30	165	95	33	Ice pack	White



IVB 2.5-02

FRP underground storage tanks

Sintex Underground Fuel Storage Tanks

Features:

- Rustproof and leak-proof
- Lightweight
- Durable and cost-effective
- Corrosion-free
- Quality manufacturing
- Compatibility with all blends of Methanol and Ethanol
- Ease of installation
- Long life
- Strong and durable
- Approved by CCOE, Nagpur
- Manufactured as per UL-1316 Standards



RANGE & SPECIFICATIONS				
Code No.	Capacity (litres)	Dia. (mm)	Length (mm)	Manhole Dia. (mm)
CFUG 1000-01 SW	10000	1830	4310	550
CFUG 1500-01 SW	15000	1830	6290	550
CFUG 1500-02 SW	15000	2340	4310	550
CFUG 2000-01 SW	20000	1830	8270	550
CFUG 2000-02 SW	20000	2340	5520	550
CFUG 2500-01 SW	25000	1830	10250	550
CFUG 2500-02 SW	25000	2340	6740	550
CFUG 3000-02 SW	30000	2340	7950	550
CFUG 3500-02 SW	35000	2340	9160	550
CFUG 4000-02 SW	40000	2340	10380	550
CFUG 4500-02 SW	45000	2340	11590	550
CFUG 5000-02 SW	50000	2340	12800	550



FRP UGT ACCESSORIES

146

FRP underground fuel storage tanks (double wall)

Features:

- Corrosion proof
- Leak-proof
- Strong
- Ease of installation
- Eco-friendly

RANGE & SPECIFICATIONS

Code No.	Capacity (litres)	Dia. (mm)	Length (mm)	Manhole Dia. (mm)
CFUG 1000-01 DW	10000	1830	4310	550
CFUG 1500-01 DW	15000	1830	6290	550
CFUG 1500-02 DW	15000	2340	4310	550
CFUG 2000-01 DW	20000	1830	8270	550
CFUG 2000-02 DW	20000	2340	5520	550
CFUG 2500-01 DW	25000	1830	10250	550
CFUG 2500-02 DW	25000	2340	6740	550
CFUG 3000-02 DW	30000	2340	7950	550
CFUG 3500-02 DW	35000	2340	9160	550
CFUG 4000-02 DW	40000	2340	10380	550
CFUG 4500-02 DW	45000	2340	11590	550
CFUG 5000-02 DW	50000	2340	12800	550



Sintex on-ground chemical storage tanks

Features:

- Corrosion proof
- Compatible with most chemicals
- Easy to install
- Lifecycle advantage
- Strong and durable
- Ideal for storing chemical solvents



RANGE & SPECIFICATIONS				
Code No.	Capacity (litres)	Dia. (mm)	Length (mm)	Manhole Dia. (mm)
CCOG 1000-01 SW	10000	1830	4300	550
CCOG 1500-02 SW	15000	2340	4310	550
CCOG 2000-02 SW	20000	2340	5520	550
CCOG 2500-02 SW	25000	2340	6740	550
CCOG 3000-02 SW	30000	2340	7900	550
CCOG 3500-02 SW	35000	2340	9160	550
CCOG 4000-02 SW	40000	2340	10380	550
CCOG 4500-02 SW	45000	2340	11590	550
CCOG 5000-02 SW	50000	2340	12800	550

For business enquiries, write to us at frp@sintex.co.in

OTHER PRODUCTS

Dryer Trays

Features:

- Chemical resistant
- Withstands temp. from -40°C to 140°C
- Extremely durable
- Ideal for hot air dryers used in dryer, intermediates, pharma, plastic, food storage and other industries



RANGE & SPECIFICATIONS		
Code No.	Overall Dimensions (mm)	Overall Dimensions (inches)
GS-TR-080	810 x 405 x 30	32 x 16 x 1.25

FRP grating

Features:

- Anti-corrosive
- High strength
- Maintenance-free
- Self-coloured
- Slip resistant
- Non-magnetic
- Easy installation



FRP cable trays

Features:

- Weatherproof
- UV stabilised
- Fire retardant
- Non-magnetic
- No corrosion
- No chemical erosion
- Maintenance-free
- Lightweight
- High load-bearing capacity
- Easy to install
- Suitable for horizontal vertical layout

150



OEM and custom moulding


Cooling Tower Industry



Battery Industry



Genset Industry



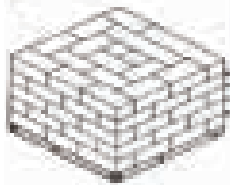
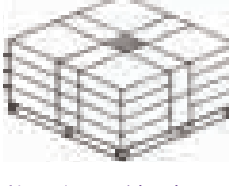








Packaging solutions



Defence and telecommunication industries



Dos and don'ts of pallets

DOs	DON'Ts	DOs	DON'Ts
 <p>Put load in brick formation only (distributed load).</p>	 <p>Don't put load in single line. stack/article may slip or become unstable during movement.</p>	 <p>Always lift from the centre of the pallet.</p>	 <p>Don't put load on one point.</p>
 <p>Put load as specified by manufacturer.</p>	 <p>Don't load more than specified capacity.</p>	 <p>Pallets are meant for indoor application.</p>	 <p>Don't store pallets directly under the sun.</p>
 <p>Only one pallet should be lifted at a time.</p>	 <p>Don't lift pallets in stacked condition.</p>		

For business enquiries, write to us at custom@sintex.co.in

ROAD SAFETY PRODUCTS

Effective Traffic Management Solutions

Features:

- Made from superior grades of plastic
- Unique design
- Assured quality
- Easy clean, wash, paint and adaptable to all types of retro reflective films
- UV stabilised and all weather resistant
- High impact resistance
- Strong and durable
- Easy to handle and to relocate
- Maintenance-free

Applications:

Ideal for all types of safety applications at Highways, Toll Plazas, Airports, Metros, Mass Transport, Infra Projects, Shopping Malls, Parking Areas, Events, etc.

1. Fence barriers: FNB series



FNB 2012-01

RANGE & SPECIFICATIONS				
Code No.	Overall Dimensions (mm)			Features
	L	W	H	
FNB 2012-01	2000	550	1200	One Piece Moulded Fence Barrier
FNB 1812-01 CF	1835	600	1200	Combo Fence Barrier (Side Stands x 2 Nos. + Connector x 1 No.), in CKD, Expandable

Standard Colours: Red. Black for side stands and Red for Connector of FNB 1812-01 CF.

Minimum Order Quantity: 100 Nos.




FNB 1812-01 CF

154

2. Road (crash) barriers: RDB series



RDB 0575-01 CW



RDB 1075-01




RDB 1085-01



RDB 1275-01



RDB 1080-01 N



RDB 1510-01



RDB 2090-01



RDB 2017-01



RDB 2017-02



RDB 2575-01



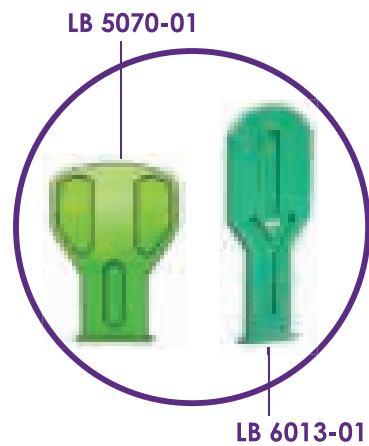
RDB 2680-01 CW

RANGE AND SPECIFICATIONS

Code No.	Overall Dimensions (mm)			Specifications
	L	W	H	
RDB 0575-01 CW	500	300	750	0.5 m Mini Road Barrier, also available with Connector
RDB 1075-01	1000	350	750	1 m "L" Type Road Barrier
RDB 1085-01	1060	350	855	1 m "L" Type Road Barrier, with in-built pockets at top
RDB 1080-01 N	1000	470	800	1 m Nestable Road Barrier
RDB 1275-01	1250	500	750	1.25 m Road Barrier, Expandable
RDB 1510-01	1500	430	1020	1.5 m Road Barrier, Expandable
RDB 2090-01	2000	600	900	2 m Road Barrier, Expandable
RDB 2017-01	2020	600	1700	2 m Road Barrier with MS Mesh, Expandable
RDB 2016-02	2020	600	1700	2 m Road Barrier with PGI Sheet, Expandable
RDB 2575-01	2500	470	750	Mini Combo Wall Barrier (Mini Barriers x 2 Nos. + Connector x 1 No.), in CKD, Expandable
RDB 2680-01 CW	2685	470	800	Combo Wall Barrier (Nestable Barriers x 2 Nos. + Connector x 1 No.), in CKD, Expandable

Standard Colours: Red. White for Connector of RDB 2680-01 CW and RDB 0575-01 CW.
Minimum Order Quantity: 100 Nos.

3. Light (anti-glare) barriers: LB series



RANGE & SPECIFICATIONS				
Code No.	Overall Dimensions (mm)			Features
	L	W	H	
LB 5070-01	500	25	700	One Piece Moulded Light Barrier
LB 6013-01	600	65	1325	One Piece Moulded Light Barrier

Standard Colour: Green.
Minimum Order Quantity: 100 Nos.

4. Metro barriers: MB series

RANGE & SPECIFICATIONS				
Code No.	Overall Dimensions (mm)			Features
	L	W	H	
MB 2015-01	2000	450	1500	One Piece Moulded Metro Barrier
MB 2020-01	2000	450	2000	One Piece Moulded Metro Barrier



Standard Colour: Black.
Minimum Order Quantity: 100 Nos.

5. Traffic cones: TCN series



RANGE & SPECIFICATIONS			
Code No.	Overall Dimensions (mm)		Features
	Dia.	H	
TCN 4080-01	415	875	One Piece Moulded Traffic Cone
TCN 3875-01N	380	750	One Piece Moulded Nestable Traffic Cone
TCN 3775-01NHD	370	760	One Piece Moulded Heavy Duty Nestable Cone

Standard Colour: Red.
Minimum Order Quantity: 100 Nos.

6. FRP collapsible barrier (FRP-CLB-2912)

ACCESSORIES	MAX LENGTH	MIN LENGTH	WHEEL BASE WIDTH
SS Handle, SS Bolt and Nylon Wheels	2900 mm	420 mm	470 mm

Made with FRP Box Section 50 X 50 X 3 mm,
clamped with SMC plate 100 x 120 mm.




7. FRP trolley barrier (FRP TB-2010-01)

ACCESSORIES
SS Hex Bolt, POP Rivet, Alu. Angle, Nylon Wheels

Made with Pult. Box Section 50 x 50 x 3 mm,
with top cover SMC sheet 880 x 325 x 3 mm
and middle SMC sheet 1200 x 700 x 3 mm.



157



Roofing & Cladding

Sintex is the leading manufacturer and supplier of insulated roofing panels and PUF insulated panels. Easy to install, economical and energy-saving, our products are suitable for all types of buildings.

- CONTINUOUS SANDWICH PANELS
- INSULATED ROOFING
- FACE MOUNTED SWING TYPE DOOR
- WINDOW

CONTINUOUS SANDWICH PANELS

1. Insulated wall

Features:

- Structurally strong with fantastic insulation
- Lightweight and easy to install
- Economical as they reduce the steel framework and load-bearing foundation required
- Tongue and groove system makes them leak-proof and easy to fix
- Maintenance-free
- Available in customised lengths, reducing number of joints and installation cost
- Lower life-cycle cost for any building
- Metallic colour coated sheets guarantee longer life
- Variety of finishes available to match aesthetic needs
- Much thinner than traditional walls, hence increased floor space
- Suitable for all types of buildings
- Saves energy and hence indispensable to air-conditioned buildings



USED IN WAREHOUSE



USED IN COMPOUND WALL

External Facing: 0.35 mm TCT / 0.5 mm TCT / 0.6 mm TCT
colour coated steel sheet

Internal Facing: 0.35 mm TCT / 0.5 mm TCT / 0.6 mm TCT
colour coated steel sheet

RANGE & SPECIFICATIONS	
Density of PU Foam	40 ±2 kg/m ³
Compressive Stress at 10% Relative Deformation	2.1 kg/cm ²
Thermal Conductivity at 10°C max	0.021 W/M°K
Temperature Range	-80°C to 110°C
Width	1000 mm
Thickness Range	20 mm to 150 mm
Length for Retail	2.5 m / 3 m / 4 m / 5 m / 6 m
Length for Projects	Any tailor-made length up to 12 m
Finish	Plain / Ribbed



INSULATED ROOFING

2. Insulated wall

Sintex Insulated Roofing is made of high quality colour coated steel sheets or Galvalume sheets of superior quality that are corrosion resistant for many decades.

Features:

- Specially designed crown overlapping for 100% leak-proof construction
- Greater strength as compared to simple roofing that will increase purlin spacing and bring down the cost of frame for installation
- Lightweight and extremely easy to install
- Long life due to special colour coated sheets of superior quality
- 100% maintenance-free
- Sound insulation because of sandwich PU foam
- Enhanced comfort level and hence, useful for all types of construction



Upper Skin:
0.35 mm TCT / 0.45 mm TCT / 0.5 mm TCT / 0.6 mm TCT

Lower Skin:
0.35 mm TCT / 0.45 mm TCT / 0.5 mm TCT / 0.6 mm TCT

Sandwich PU Foam Insulation:
40 kg/m³ (±2 kgs)

Standard Cover Width: 1 m

Standard Length:
2.5 m / 3 m / 4 m / 5 m / 6 m

Standard Colours:
Capri Blue / Terracotta / Appliance White

Standard total thickness of colour coated Galvalume sheets is 0.45 mm.

Wall Panels

RANGE & SPECIFICATIONS	
Code No.	Thickness (mm)
SIP-30-2003	30
SIP-40-2003	40
SIP-50-2003	50
SIP-60-2003	60
SIP-75-2003	75
SIP-80-2003	80
SIP-100-2003	100
SIP-120-2003	120
SIP-150-2003	150

Colours for walling



Roof Panels

RANGE & SPECIFICATIONS	
Code No.	Thickness (mm)
SIP-20-1001	20
SIP-30-1001	30
SIP-40-1001	40
SIP-50-1001	50
SIP-75-1001	75
SIP-100-1001	100
SIP-120-1001	120

Colours for roofing



FACE MOUNTED SWING TYPE DOOR

1. Single leaf hatch-hinged door

Face mounted swing type mechanism for positive temperature up to 0 degrees.

Door thickness: 100/80 mm, 0.5 mm PPGI on both sides

PUF density: 40 kg/m³ (±2 kgs)

Door width: 1200 mm

Height: 2100 mm



2. Single leaf hatch-hinged door

Face mounted swing type mechanism for negative temperature up to -25 degrees.

Door thickness: 120 mm, 0.5 mm PPGI on both sides

PUF density: 40 kg/m³ (±2 kgs)

Door width: 1200 mm

Height: 2100 mm

WINDOW

1. Single leaf hatch-hinged type

Cassette type mechanism for positive temperature up to 0 degrees.

Window thickness: 100 mm, 0.5 mm PPGI on both sides

PUF density: 40 kg/m³ (± 2 kgs)

Door width: 600 mm

Height: 600 mm

2. Single leaf hatch-hinged type

Cassette type mechanism for negative temperature up to -25 degrees.

Window thickness: 120 mm, 0.5 mm PPGI on both sides

PUF density: 40 kg/m³ (± 2 kgs)

Door width: 600 mm

Height: 600 mm



Application

- Cold storages / warehouses
- Industrial Roofing
- Shelters
- Warehouses
- Prefabricated Houses
- Clean Room
- Multiplexes
- Refrigerated Vehicles
- Commercial Complexes
- Pharma / Laboratories
- Return Air Boxing
- Bunk Houses
- Equipment Shelters
- Air Handling Units
- Workshops / Airport Hangers
- Pre-Engineered Buildings-PEBs

Application Area

Industrial Buildings

- Roofing
- Walls
- Partitions
- False Ceiling
- Walk-on False Ceiling

Commercial Buildings

- Offices
- Partitions
- Side Wall Panelling
- Facades / Elevation

Warehouses / Godown

- Roof
- Walls
- Partitions

Cold Stores / Blast Freezers

- Insulated Ceiling
- Insulated Walls
- Partitions Walls

Residence

- Decorative Panelling

Pharmaceutical Manufacturing Units

- Clean Rooms
- Walk-on False Ceiling

Poultry Farm

- Ceiling
- Walls

Dairy Industry

- Ceiling
- Walls

Malls / Departmental Stores

- Walls
- Partition



166

Prefab Solutions

As Asia's largest prefab solutions provider, we have a reputation for easing construction processes with our customised, efficient, environment-friendly solutions. Several NGOs, Government, Semi-Government and donor agencies trust Sintex as a practical alternative to site-built constructions.

- GOVERNMENT SOCIAL INFRASTRUCTURE
- STANDARD APPLICATIONS
- SANITATION
- MONOLITHIC CONSTRUCTION

GOVT. SOCIAL INFRASTRUCTURE

SCHOOLS

Features:

- Made by combining a variety of plastics, concrete and steel
- Designed to last 50 years or more
- Made to suit different seismic zones
- Totally safe
- Waterproof, termite proof and borer proof
- Aesthetic design
- Extremely durable
- Affordable
- Quick installation



Applications:

- Ideal for government literacy programmes
- Ideal for implementing schemes of multilateral agencies like World Bank, ADB, etc. for programmes in DPEP/SSA and similar schemes
- Ideal for installation in far-off and isolated sites thereby providing schooling facilities to make government programmes successful

ROOFTOP ROOMS

Features:

- Energy saving
- Time saving
- Simple on-site installation
- Environment-friendly
- High insulation
- Low dead weight
- Low cost
- Variety of surface finishes



ANGANWADIS

Features:

- Made by combining a variety of plastics, concrete and steel
- Designed to last 50 years or more
- Made to suit different seismic zones
- Totally safe
- 100% water, termite and borer proof
- Aesthetic design
- Extremely durable
- Affordable
- Quick installation

Applications:

- Ideal for government literacy programmes
- Ideal for implementing schemes of multilateral agencies like World Bank, ADB, etc. for programmes in DPEP/SSA and similar schemes
- Ideal for installation in far-off and isolated sites thereby providing schooling and healthcare facilities to make government programmes successful



MID-DAY MEAL KITCHENS

Features:

- Cost-effective
- Quick construction
- Consistency in quality
- Fireproof material
- Easy to relocate
- Adequate ventilation



HEALTHCARE INFRASTRUCTURE

Healthcare needs are constantly on the rise and the number of healthcare facilities provided cannot match this need. It is difficult to have site-constructed facilities in remote villages where healthcare is required on an urgent basis. Sintex has developed a unique concept of prefabricated health centres and hospitals. The entire process of erecting such a structure is extremely fast and cost-effective. Sintex Prefab structures can help the government reach the remotest parts of the country with ideal healthcare facilities within their allocated funds and period.



LABOUR CAMP

Features:

- Maintenance-free
- 100% waterproof
- Extremely durable
- Fireproof
- Earthquake resistant design to suit different seismic zones
- Designed to withstand wind velocity up to 150 km/h
- Very safe
- Modular in construction and can be expanded in future
- Can be dismantled very quickly to shift it anywhere
- Suitable for under designed structures due to light weight
- Neat and clean construction method
- No wastage like debris in permanent construction

Applications:

- Labour/worker camp
- Storage facility
- Laboratory/temporary offices



CONTROL ROOM/INVERTER ROOM/ INSTRUMENT ENCLOSURES

Features:

- Made by combining a variety of plastics, steel and PUF
- Modular construction
- Strong and durable
- Easy to erect
- Suitable for all weather conditions



171

DEFENCE SHELTERS

Features:

- Made by combining a variety of materials such as pre-coated sheet-metal, PUF and plastic
- Made to suit different weather conditions



SITE OFFICES



172

PORTABLE ATM

Applications:

- Labour/workers camp
- Laboratory/temporary offices
- Storage facility



HOUSING

Sintex Prefabricated houses offer several models, made of elegant and contemporary designs, comprising one and two bedroom, kitchen, living room, attached toilet and stair models.

Features:

- Modular design and affordable price
- Their elements and parts are made in the form of a kit at a centralised plant for transportation to the required site
- Can be erected within hours or days
- Made by combining a variety of walling elements along with suitable structural parts to deliver a safe, secure and durable dwelling unit
- Ideal for medical officers, project personnel, teachers or researchers living in tribal, isolated, hilly or inaccessible areas



STANDARD APPLICATIONS

BUNK HOUSES

Features:

- Containerised office/living modules with built-in arrangement for lifting by hooks and by crane
- Complete with electrical wiring and an option to be plugged-in to external electrical source
- Sliding windows with necessary weather sheds and optional mosquito screens
- Self-locking doors with locking arrangements, closures and steps if kept at an elevated level
- External bulb and headlights
- Provision for fixing air conditioners, DG sets (optional)
- Internal furnishings from pre-laminated PVC sections
- Can also be provided with the following options: Modular workstations, study tables, storage racks, built-in refrigerator/water coolers, etc.



SECURITY CABINS

Features:

- Made of various materials like PVC, steel and glass
- Increases visibility and acts like a hoarding
- Available in various sizes and designs
- Relocatable
- Can be erected in a few hours
- Strong, durable and safe
- Custom size also available
- Comfortable
- Suitable for all types of weather conditions
- Economical



SANITATION

NIRMAL TOILET

Features:

- Ready-made (including squatting plate)
- Made with superior grades of plastic
- 100% rustproof and corrosion-free
- Lightweight
- Easy to install
- Tough and durable
- Easy to clean and maintain
- Portable
- Can be installed by anyone



RANGE & SPECIFICATIONS

Product	Code No.	Dimensions (mm)
Nirmal Toilet	RMTB-NRL-9694-01	960 x 940 x 1830

SUGAM TOILET

- Ready-made
- Made with superior grades of plastic
- 100% rustproof and corrosion-free
- Lightweight
- Easy to install
- Tough and durable
- Easy to clean and maintain
- Can be installed by anyone
- Portable



RANGE & SPECIFICATIONS

Product	Code No.
SUGAM – II	39-39-74
SUGAM – III	33-33-70
SUGAM – IV	33-39-70
SUGAM – 347	36-48-82

176

PORTOLET PORTABLE TOILET, URINAL AND BATHROOM

Features:

- Plug and use design (ready-to-use)
- Corrosion resistant material
- Available with options of Indian and European WCs, urinals and bathrooms
- Easy to relocate
- Can be customised with septic tanks or other attachments as per request
- Maintenance-free
- High aesthetic value
- Highly durable



RANGE & SPECIFICATIONS

Product	Code No.	Dimensions (m)
Toilet Block Indian Style	RMTB-IWC-90100	1.075 x 0.91 x 2.0
Toilet Block European Style	TRMTB-EWC-90100	1.075 x 0.91 x 2.0
Bathroom Block	RMTB-BB-90100	1.075 x 0.91 x 2.0
Urinal Block	RMTB-UB-90100	1.075 x 0.91 x 2.0

PORTABLE URINAL

Features:

- Ready-made and portable
- Made with superior grade plastic
- 100% rustproof and corrosion-free
- Lightweight
- Fast delivery
- Tough and durable
- Easy to clean and maintain
- Easy to install



RANGE & SPECIFICATIONS

Product	Code No.
Portable Urinal Block	RMTB-UB-131318-01

178

MOBILE TOILET VAN

Features:

- Tough and durable
- Ready-made and mobile toilet facility
- Lightweight
- Easy to transport
- Easy to clean and maintain
- In-built water storage tank and sludge handling tank



RANGE & SPECIFICATIONS

Model	Type	Capacity
SIPL	MBTV	4 IWC
SIPL	MBTV	6 IWC
SIPL	MBTV	8 IWC
SIPL	MBTV	10 IWC

SCHOOL SANITATION

Features:

- Made with superior grade plastic
- Easy to clean and maintain
- Can be installed by unskilled people anywhere in the country
- Lightweight
- Ready-made and portable
- Tough and durable
- 100% rust and corrosion proof
- Easy to install
- Fast delivery



RANGE & SPECIFICATIONS

Code No.	Capacity
PFB-ST-80B (MHRD)	80 Boys
PFB-ST-40B (MHRD)	40 Boys
PFB-ST-80G (MHRD)	80 Girls
PFB-ST-40G (MHRD)	40 Girls
PFB-ST-40B (SIL)	40 Boys
PFB-ST-40G (SIL)	40 Girls

COMMUNITY TOILET

Features:

- Made with superior grade plastic
- Easy to clean and maintain
- Fast delivery
- 100% rust and corrosion proof
- Ready-made and portable
- Easy to install
- Lightweight
- Tough and durable

RANGE & SPECIFICATIONS

Product	Code No.
Community Toilet	PFB-CT-80 UM
Community Toilet	PFB-CT-40 UM
Community Toilet	PFB-CT-80 UW
Community Toilet	PFB-CT-40 UW
Community Toilet	PFB-CT-MW-80U
Community Toilet	PFB-CT-MW-40U



181

PORTABLE DRINKING WATER STATION/ HANDWASH STATION

Features:

- Unique Design
- Easy to install
- Single outlet for drain
- Can be used for drinking water and hand wash
- Tank cannot be removed easily
- Tank Capacity: 500 litres



RANGE & SPECIFICATIONS	
Product	Code No.
Portable Drinking Water	SIPL-DWS-500-01
Station / Handwash Station	SIPL-DWS-500-01 (WR)

182

INTEGRATED BIODIGESTER WITH TOILET BASE

Features:

- Manufactured with corrosion resistant material
- Available in ready-to-use condition
- The discharged water can be used for gardening or irrigating farms
- Can also be used with conventional construction
- Available in two sizes
- Single unit including the toilet base


RANGE & SPECIFICATIONS	
Product	Code No.
Integrated Biodigester with Toilet Base	SIPL-BD-500L-12090



SQUATTING PLATES

Features:

- Manufactured with corrosion resistant material
- Plug and use design
- Maintenance-free
- Available in knocked-down condition for quick and easy installation
- Can be fitted with septic tanks or other attachments as per request
- Durable
- Easy to relocate



RANGE & SPECIFICATIONS	
Product	Code No.
Squatting Plates	SIPL-BD-500L-9090

MONOLITHIC CONSTRUCTION

Advantages:

- The method allows speedy construction on mass scale
- Its shape gives the building extremely high structural strength against vertical and horizontal forces
- The dead weight of the monolithic structure is almost 50% of the conventionally constructed multi-storied structures
- Less dead load means savings in foundation cost
- Very few skilled workers are required in this method, thus allowing time-bound mass scale housing construction even with limited human resources
- Modular shape leaves no scope for error as far as geometric irregularities or imperfections are concerned

- Proper formwork materials eliminate smooth plastering on walls and ceilings
- The cement concrete monolithic structures once built will always be maintenance-free
- Allows use of fly ash in the mix

Applications:

- Mass housing of any kind where a large number of units of similar configuration are needed
- Various government schemes for economically weaker sections
- Various government schemes for communities



184